

PROFESSIONAL PLUMBING BEGINS WITH

PROLINE SERIES

THE PROFESSIONAL'S CHOICE.

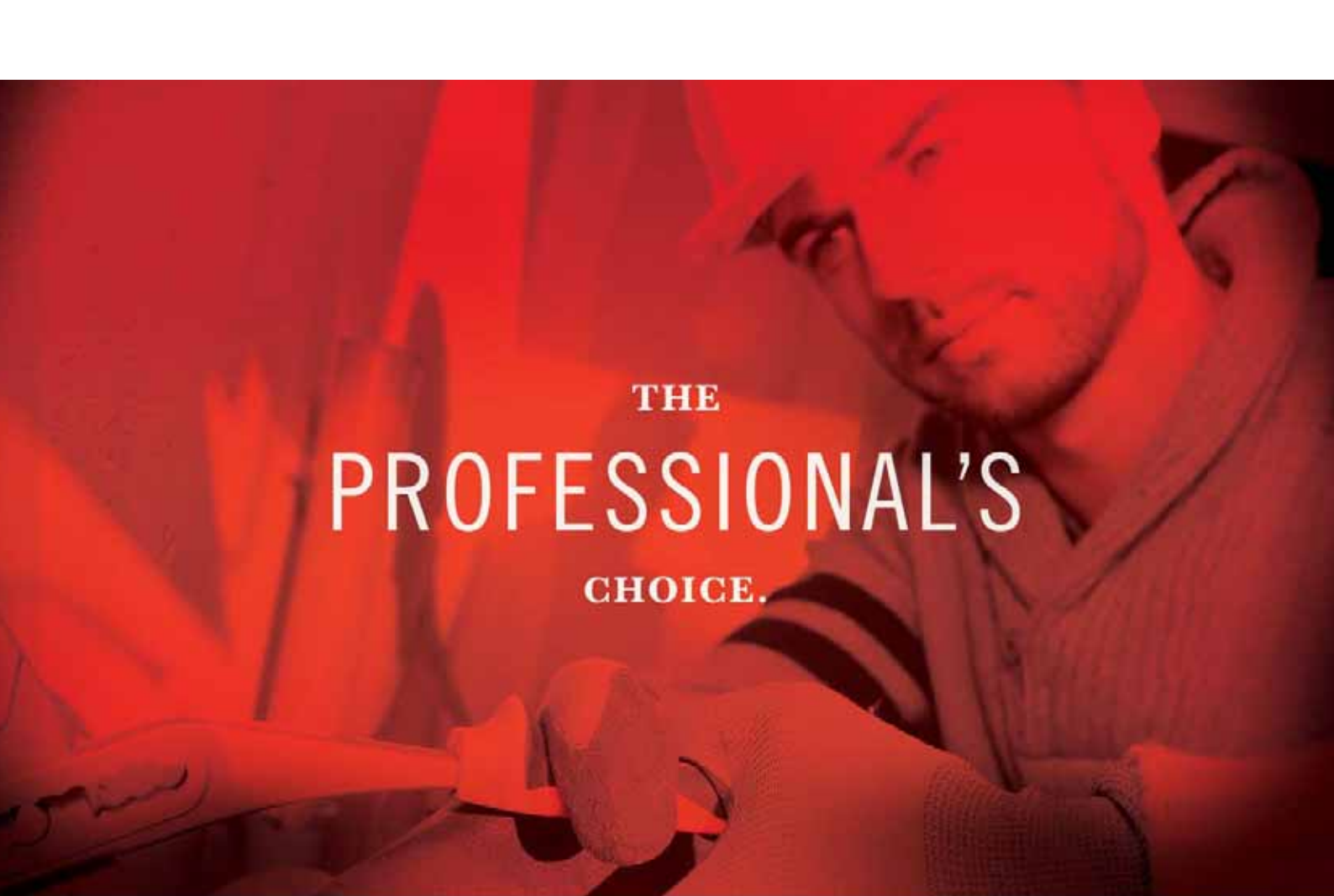
ProLine[®]
SERIES
Professional Plumbing & Heating Products

WHOLESALE CATALOG



A BRAND OF MUELLER INDUSTRIES





THE
PROFESSIONAL'S
CHOICE.





ProLine Series provides customers with high-quality, pro-grade plumbing and heating products with an emphasis on value. Offering trade professionals a high performing and economical alternative, ProLine Series products are designed to look and perform to a trade professional's expectations. From plumbing valves to flexible appliance connectors to specialty fittings, ProLine Series items are made to applicable industry standards and support a variety of rough plumbing and mechanical applications.

Contents

Ball Valves	4-25	Supply Stops	74-79
Plumbing Valves	26-61	Flex Connectors	80-85
Push-Fit Fittings	62-69	Index	86
Dielectric Unions	70-73	Listings/Certifications	87

BALL VALVES



ProLine[®]
SERIES



ProLine Series Ball Valves are precisely engineered for outstanding service, long life and reliable performance. These valves offer convenient operation, superior flow and include a wide range of water/oil/gas (WOG) valves, gas valves and water valves constructed from forged brass, brass, CPVC and PVC materials. Valves are arranged in series reflecting the valves' performance characteristics, connection types and handle style. ProLine Series Ball Valves meet UPC and ICC plumbing code requirements and are certified to meet NSF 61 with many available in lead-free compliant versions.

A BRAND OF MUELLER INDUSTRIES





Ball Valves



SERIES 7710 • BALL VALVE • FULL PORT • 600 PSI FORGED BRASS

Item No. Size Connection Inner Qty. Master Qty. Each Wt.

STYLE 7710T – THREADED

Item No.	Size	Connection	Inner Qty.	Master Qty.	Each Wt.
107-401*	1/4"	FPT x FPT	20	200	0.16
107-402*	3/8"	FPT x FPT	10	100	0.36
107-403*	1/2"	FPT x FPT	10	100	0.43
107-404*	3/4"	FPT x FPT	10	100	0.63
107-405*	1"	FPT x FPT	5	50	1.02
107-406*	1-1/4"	FPT x FPT	4	20	1.65
107-407*	1-1/2"	FPT x FPT	2	20	2.27
107-408*	2"	FPT x FPT	2	10	3.89

- 600 PSI WOG/150 PSI WSP
- -20°F to 300°F temperature range
- Full port for maximum flow rate
- Packing Gland - blowout-proof stem design
- PTFE seat and packing
- Frost-proof stainless steel ball design
- Rust-resistant heavy-duty handle with vinyl grip
- CSA ANSI Z 21.15 (1/2 PSIG)
- CSA Certified to ASME B16.33 (5G)
- CSA Certified to ASME B16.44 (125G)
- CSA tamper proof (T)
- UL Gas Shutoff valve (YRPV)

- UL Manual valves (MHKZ)
- UL Compressed Gas Shutoff valve (YQNZ)
- UL Flammable liquid Shutoff valve (YRBX)
- UL LP-Gas Shutoff valve (YSDT)
- FM Approved - Fire Protection
- Conforms to MSS-SP-110
- Meets Fed Spec WW-V-35, Type II, Class A Style 3
- Threaded ends comply with ANSI B1.20.1
- Certified to NSF 61



STYLE 7710S – SOLDER

Item No.	Size	Connection	Inner Qty.	Master Qty.	Each Wt.
107-453*	1/2"	C x C	10	100	0.39
107-454*	3/4"	C x C	10	50	0.70
107-455*	1"	C x C	6	30	1.13
107-456*	1-1/4"	C x C	4	20	1.75
107-457*	1-1/2"	C x C	2	20	2.43
107-458*	2"	C x C	2	10	3.92

- 600 PSI WOG/150 PSI WSP
- -20°F to 300°F temperature range
- Full port for maximum flow rate
- Packing Gland - blowout-proof stem design
- PTFE Packing
- Frost-proof stainless steel ball design
- Rust-resistant heavy-duty handle with vinyl grip
- CSA Certified
- CSA tamper proof (T)

- UL Listed
- FM Approved - Fire Protection
- Conforms to MSS-SP-110
- Meets Fed Spec WW-V-35, Type II, Class A Style 3
- Solder ends comply with ANSI B16.18
- Certified to NSF 61



STYLE 7710T – THREADED – NO LEAD

Item No.	Size	Connection	Inner Qty.	Master Qty.	Each Wt.
107-401NL	1/4"	FPT x FPT	-	20	0.16
107-402NL	3/8"	FPT x FPT	-	20	0.36
107-403NL	1/2"	FPT x FPT	-	15	0.43
107-404NL	3/4"	FPT x FPT	-	15	0.63
107-405NL	1"	FPT x FPT	-	10	1.02
107-406NL	1-1/4"	FPT x FPT	-	4	1.65
107-407NL	1-1/2"	FPT x FPT	-	4	2.27
107-408NL	2"	FPT x FPT	-	2	3.89

- 600 PSI WOG/150 PSI WSP
- -20°F to 300°F temperature range
- Full port for maximum flow rate
- Double Viton O-ring - blowout-proof stem design
- PTFE Discs and Seats
- Internal & External anit-friction stem washers
- Hollow ball for lighter weight and longer seat life
- Corrosion-resistant Dacromet-coated steel handle
- CSA ANSI Z 21.15 (1/2 PSIG)
- CSA Certified to ASME B16.33 (5G)
- CSA Certified to ASME B16.44 (125G)
- CSA tamper proof handle
- UL Gas Shutoff valve (YRPV)

- UL Manual valves (MHKZ)
- UL Compressed Gas Shutoff valve (YQNZ)
- UL Flammable liquid Shutoff valve (YRBX)
- UL LP-Gas Shutoff valve (YSDT)
- FM Approved - Fire Protection
- Conforms to MSS-SP-110
- Meets Fed Spec WW-V-35, Type II, Class A Style 3
- Threaded ends comply with ANSI B1.20.1
- Certified to NSF 61-G
- "Lead-Free" Compliant




STYLE 7710S – SOLDER – NO LEAD

Item No.	Size	Connection	Inner Qty.	Master Qty.	Each Wt.
107-453NL	1/2"	C x C	-	15	0.39
107-454NL	3/4"	C x C	-	15	0.70
107-455NL	1"	C x C	-	10	1.13
107-456NL	1-1/4"	C x C	-	5	1.75
107-457NL	1-1/2"	C x C	-	5	2.43
107-458NL	2"	C x C	-	2	3.92

- 600 PSI WOG/150 PSI WSP
- -20°F to 300°F temperature range
- Full port for maximum flow rate
- Double Viton O-ring - blowout-proof stem design
- PTFE Discs and Seats
- Internal & External anit-friction stem washers
- Hollow ball for lighter weight and longer seat life
- Corrosion resistant Dacromet coated steel handle
- CSA Certified
- CSA tamper proof handle

- UL Listed
- FM Approved - Fire Protection
- Conforms to MSS-SP-110
- Meets Fed Spec WW-V-35, Type II, Class A Style 3
- Solder ends comply with ANSI B16.18
- Certified to NSF 61-G
- "Lead-Free" Compliant





SERIES 7710 • BALL VALVE • FULL PORT • 600 PSI NICKEL-PLATED FORGED BRASS

Item No.	Size	Connection	Inner Qty.	Master Qty.	Each Wt.
----------	------	------------	------------	-------------	----------

STYLE 7710TC – THREADED

107-000*	1/8"	FPT x FPT	20	200	0.16
107-001*	1/4"	FPT x FPT	20	200	0.16
107-002*	3/8"	FPT x FPT	10	100	0.36
107-003*	1/2"	FPT x FPT	10	100	0.43
107-004*	3/4"	FPT x FPT	10	100	0.63
107-005*	1"	FPT x FPT	5	50	1.02
107-006*	1-1/4"	FPT x FPT	4	20	1.65
107-007*	1-1/2"	FPT x FPT	2	20	2.27
107-008*	2"	FPT x FPT	2	10	3.89

- 600 PSI WOG/150 PSI WSP
- -20°F to 300°F temperature range
- Full port for maximum flow rate
- Packing Gland - blowout-proof stem design
- PTFE seat and packing
- Frost-proof stainless steel ball design
- Rust-resistant heavy-duty handle with vinyl grip
- Corrosion-resistant Nickel-plated body
- CSA ANSI Z 21.15 (1/2 PSIG)
- CSA Certified to ASME B16.33 (5G)
- CSA Certified to ASME B16.44 (125G)
- CSA tamper proof (T)

- UL Gas Shutoff valve (YRPV)
- UL Manual valves (MHKZ)
- UL Compressed Gas Shutoff valve (YQNZ)
- UL Flammable liquid Shutoff valve (YRBX)
- UL LP-Gas Shutoff valve (YSDT)
- FM Approved - Fire Protection
- Conforms to MSS-SP-110
- Meets Fed Spec WW-V-35, Type II, Class A Style 3
- Threaded ends comply with ANSI B1.20.1
- Certified to NSF 61



STYLE 7710TC – THREADED – NO LEAD

107-000NL	1/8"	FPT x FPT	20	200	0.16
107-001NL	1/4"	FPT x FPT	20	200	0.16
107-002NL	3/8"	FPT x FPT	10	100	0.36
107-003NL	1/2"	FPT x FPT	10	100	0.43
107-004NL	3/4"	FPT x FPT	10	100	0.63
107-005NL	1"	FPT x FPT	10	50	1.02
107-006NL	1-1/4"	FPT x FPT	10	20	1.65
107-007NL	1-1/2"	FPT x FPT	4	20	2.27

- 600 PSI WOG/150 PSI WSP
- -20°F to 300°F temperature range
- Full port for maximum flow rate
- Double Viton O-ring - blowout-proof stem design
- PTFE Discs and Seats
- Internal & External anit-friction stem washers
- Hollow ball for lighter weight and longer seat life
- Corrosion-resistant Dacromet-coated steel handle
- Corrosion-resistant Nickel-plated body
- CSA ANSI Z 21.15 (1/2 PSIG)
- CSA Certified to ASME B16.33 (5G)
- CSA Certified to ASME B16.44 (125G)
- CSA tamper proof handle

- UL Gas Shutoff valve (YRPV)
- UL Manual valves (MHKZ)
- UL Compressed Gas Shutoff valve (YQNZ)
- UL Flammable liquid Shutoff valve (YRBX)
- UL LP-Gas Shutoff valve (YSDT)
- FM Approved - Fire Protection
- Conforms to MSS-SP-110
- Meets Fed Spec WW-V-35, Type II, Class A Style 3
- Threaded ends comply with ANSI B1.20.1
- Certified to NSF 61-G
- "Lead-Free" Compliant



SERIES 7700 • BALL VALVE • FULL PORT • 200 PSI FORGED BRASS

Item No.	Size	Connection	Inner Qty.	Master Qty.	Each Wt.
----------	------	------------	------------	-------------	----------

STYLE 7700TDA – THREADED

107-013*	1/2"	FPT x FPT	12	72	0.55
107-014*	3/4"	FPT x FPT	6	48	0.85
107-015*	1"	FPT x FPT	4	32	1.40

- 200 PSI water or air
- Full port for maximum flow rate
- Packing Gland - blowout-proof stem design
- PTFE seat and packing
- Chrome-plated brass ball and stem
- Rust-resistant heavy-duty handle with vinyl grip
- Ships with tee and lever handles

- Use as a stop and drain valve for water
- For air line use to relieve pressure from an air tool when the valve is closed
- Threaded ends comply with ANSI B1.20.1
- Certified to NSF 61



* Please call for availability.



Ball Valves



SERIES 7700 • BALL VALVE • FULL PORT • PACKING GLAND FORGED BRASS

Item No.	Size	Connection	Inner Qty.	Master Qty.	Each Wt.
----------	------	------------	------------	-------------	----------

STYLE 7700T – THREADED

107-821*	1/4"	FPT x FPT	15	120	0.30
107-822*	3/8"	FPT x FPT	15	120	0.30
107-823HC*	1/2"	FPT x FPT	-	20	0.50
107-824HC*	3/4"	FPT x FPT	-	15	0.73
107-825HC*	1"	FPT x FPT	-	10	1.00
107-826*	1-1/4"	FPT x FPT	4	24	1.69
107-827*	1-1/2"	FPT x FPT	2	24	2.27
107-828*	2"	FPT x FPT	2	12	3.52

- 600 PSI WOG/150 WSP (1/2" - 2")
- -20°F to 300°F temperature range
- Full port for maximum flow rate
- Packing Gland - blowout-proof stem design
- PTFE seat and packing
- Chrome-plated brass ball and stem
- Rust-resistant heavy-duty handle with vinyl grip
- CSA Certified to ASME B16.33 (5G)
- CSA Certified to ASME B16.44 (125G)
- CR91-002 (1/2, 2, & 5psig)
- UL Gas Shutoff valve (YRPV)

- UL Manual valves (MHKZ)
- UL Compressed Gas Shutoff valve (YQNZ)
- UL Flammable liquid Shutoff valve (YRBX)
- UL LP-Gas Shutoff valve (YSDT)
- FM Approved - Fire Protection
- Threaded ends comply with ANSI B1.20.1
- IAPMO Listed to cUPC
- Certified to NSF 61



STYLE 7700T – THREADED

107-829*	2-1/2"	FPT x FPT	2	6	6.49
107-830*	3"	FPT x FPT	2	4	8.80
107-831*	4"	FPT x FPT	-	2	16.50

- 400 PSI Non-Shock WOG (2-1/2" - 4")
- -20°F to 300°F temperature range
- Full port for maximum flow rate
- Packing Gland - blowout-proof stem design
- PTFE seat and packing
- Chrome-plated brass ball and stem

- Rust-resistant heavy-duty handle with vinyl grip
- Threaded ends comply with ANSI B1.20.1
- IAPMO Listed to cUPC
- Certified to NSF 61



STYLE 7700S – SOLDER

107-843HC*	1/2"	C x C	-	25	0.42
107-844HC*	3/4"	C x C	-	15	0.71
107-845HC*	1"	C x C	-	10	0.92
107-846*	1-1/4"	C x C	4	24	1.63
107-847*	1-1/2"	C x C	2	24	2.41
107-848*	2"	C x C	2	12	3.50

- 600 PSI WOG/150 WSP (1/2" - 2")
- -20°F to 300°F temperature range
- Full port for maximum flow rate
- Packing Gland - blowout-proof stem design
- PTFE seat and packing
- Chrome-plated brass ball and stem

- Rust-resistant heavy-duty handle with vinyl grip
- Solder ends comply with ANSI B16.18
- IAPMO Listed to cUPC
- Certified to NSF 61



STYLE 7700S – SOLDER

107-849*	2-1/2"	C x C	2	6	6.49
107-850*	3"	C x C	2	4	9.02
107-851*	4"	C x C	-	2	15.18

- 400 PSI Non-Shock WOG (2-1/2" - 4")
- -20°F to 300°F temperature range
- Full port for maximum flow rate
- Packing Gland - blowout-proof stem design
- PTFE seat and packing

- Rust-resistant heavy-duty handle with vinyl grip
- Solder ends comply with ANSI B16.18
- IAPMO Listed to cUPC
- Certified to NSF 61



CONTINUED FROM PREVIOUS PAGE



SERIES 7700 • BALL VALVE • FULL PORT • PACKING GLAND FORGED BRASS

Item No.	Size	Connection	Inner Qty.	Master Qty.	Each Wt.	
STYLE 7700T – THREADED – NO LEAD						
107-821NL	1/4"	FPT x FPT	15	120	0.30	<ul style="list-style-type: none"> • 600 PSI WOG/150 WSP (1/2" - 2") • -20°F to 300°F temperature range • Full port for maximum flow rate • Packing Gland - blowout-proof stem design • PTFE seat and packing • Chrome-plated brass ball and stem • Rust-resistant heavy-duty handle with vinyl grip • CSA Certified to ASME B16.33 (5G) • CSA Certified to ASME B16.44 (125G) • CR91-002 (1/2, 2, & 5psig) • UL Gas Shutoff valve (YRPV) • UL Manual valves (MHKZ) • UL Compressed Gas Shutoff valve (YQNZ) • UL Flammable liquid Shutoff valve (YRBX) • UL LP-Gas Shutoff valve (YSdT) • FM Approved - Fire Protection • Threaded ends comply with ANSI B1.20.1 • IAPMO Listed to cUPC • Certified to NSF 61-G • "Lead-Free" Compliant
107-822NL	3/8"	FPT x FPT	15	120	0.30	
107-823NL	1/2"	FPT x FPT	-	20	0.50	
107-824NL	3/4"	FPT x FPT	-	15	0.73	
107-825NL	1"	FPT x FPT	-	10	1.00	
107-826NL	1-1/4"	FPT x FPT	4	24	1.69	
107-827NL	1-1/2"	FPT x FPT	2	24	2.27	
107-828NL	2"	FPT x FPT	2	12	3.56	
STYLE 7700T – THREADED – NO LEAD						
107-829NL*	2-1/2"	FPT x FPT	2	6	6.49	<ul style="list-style-type: none"> • 400 PSI Non-Shock WOG (2-1/2" - 4") • -20°F to 300°F temperature range • Full port for maximum flow rate • Packing Gland - blowout-proof stem design • PTFE seat and packing • Chrome-plated brass ball and stem • Rust-resistant heavy-duty handle with vinyl grip • Threaded ends comply with ANSI B1.20.1 • IAPMO Listed to cUPC • Certified to NSF 61-G • "Lead-Free" Compliant
107-830NL*	3"	FPT x FPT	2	4	8.80	
107-831NL*	4"	FPT x FPT	-	2	16.50	
STYLE 7700S – SOLDER – NO LEAD						
107-843NL	1/2"	C x C	-	25	0.42	<ul style="list-style-type: none"> • 600 PSI WOG/150 WSP (1/2" - 2") • -20°F to 300°F temperature range • Full port for maximum flow rate • Packing Gland - blowout-proof stem design • PTFE seat and packing • Chrome-plated brass ball and stem • Rust-resistant heavy-duty handle with vinyl grip • Solder ends comply with ANSI B16.18 • IAPMO Listed to cUPC • Certified to NSF 61-G • "Lead-Free" Compliant
107-844NL	3/4"	C x C	-	15	0.71	
107-845NL	1"	C x C	-	10	0.92	
107-846NL	1-1/4"	C x C	4	24	1.63	
107-847NL	1-1/2"	C x C	2	24	2.41	
107-847NL	2"	C x C	2	12	3.65	
STYLE 7700S – SOLDER – NO LEAD						
107-849NL*	2-1/2"	C x C	2	6	6.49	<ul style="list-style-type: none"> • 400 PSI Non-Shock WOG (2-1/2" - 4") • -20°F to 300°F temperature range • Full port for maximum flow rate • Packing Gland - blowout-proof stem design • PTFE seat and packing • Rust-resistant heavy-duty handle with vinyl grip • Solder ends comply with ANSI B16.18 • IAPMO Listed to cUPC • Certified to NSF 61-G • "Lead-Free" Compliant
107-850NL*	3"	C x C	2	4	9.02	
107-851NL*	4"	C x C	-	2	15.18	

* Please call for availability.



Ball Valves



SERIES 7700 • BALL VALVE • FULL PORT • SIDE DRAIN • 600 PSI FORGED BRASS

Item No.	Size	Connection	Inner Qty.	Master Qty.	Each Wt.
----------	------	------------	------------	-------------	----------

STYLE 7700TD – THREADED

107-753*	1/2"	FPT x FPT	10	100	0.40
107-754*	3/4"	FPT x FPT	10	60	0.65
107-755*	1"	FPT x FPT	6	36	1.00

- 600 PSI WOG/150 WSP (1/2" - 2")
- -20°F to 300°F temperature range
- Full port for maximum flow rate
- Packing Gland - blowout-proof stem design
- PTFE seat and packing
- Chrome-plated brass ball and stem
- Rust-resistant heavy-duty handle with vinyl grip
- Suitable for vacuum use up to 7 PSIA

- Port allows non-pressure side to drain when closed
- Threaded ends comply with ANSI B1.20.1
- IAPMO Listed to cUPC
- Certified to NSF 61



STYLE 7700SD – SOLDER

107-553*	1/2"	C x C	10	100	0.40
107-554*	3/4"	C x C	10	60	0.60
107-555*	1"	C x C	6	36	0.90

- 600 PSI WOG/150 WSP (1/2" - 2")
- -20°F to 300°F temperature range
- Full port for maximum flow rate
- Packing Gland - blowout-proof stem design
- PTFE seat and packing
- Chrome-plated brass ball and stem
- Rust-resistant heavy-duty handle with vinyl grip
- Suitable for vacuum use up to 7 PSIA

- Port allows non-pressure side to drain when closed
- Solder ends comply with ANSI B16.18
- IAPMO Listed to cUPC
- Certified to NSF 61



STYLE 7700TD – THREADED – NO LEAD

107-753NL	1/2"	FPT x FPT	10	100	0.40
107-754NL	3/4"	FPT x FPT	10	60	0.65
107-755NL	1"	FPT x FPT	6	36	1.00

- 600 PSI WOG/150 WSP (1/2" - 2")
- -20°F to 300°F temperature range
- Full port for maximum flow rate
- Packing Gland - blowout-proof stem design
- PTFE seat and packing
- Chrome-plated brass ball and stem
- Rust-resistant heavy-duty handle with vinyl grip
- Suitable for vacuum use up to 7 PSIA

- Port allows non-pressure side to drain when closed
- Threaded ends comply with ANSI B1.20.1
- IAPMO Listed to cUPC
- Certified to NSF 61-G
- "Lead-Free" Compliant



STYLE 7700SD – SOLDER – NO LEAD

107-553NL	1/2"	C x C	-	10	0.40
107-554NL	3/4"	C x C	-	60	0.60
107-555NL	1"	C x C	6	36	0.90

- 600 PSI WOG/150 WSP (1/2" - 2")
- -20°F to 300°F temperature range
- Full port for maximum flow rate
- Packing Gland - blowout-proof stem design
- PTFE seat and packing
- Chrome-plated brass ball and stem
- Rust-resistant heavy-duty handle with vinyl grip
- Suitable for vacuum use up to 7 PSIA

- Port allows non-pressure side to drain when closed
- Solder ends comply with ANSI B16.18
- IAPMO Listed to cUPC
- Certified to NSF 61-G
- "Lead-Free" Compliant





SERIES 7700 • BALL VALVE • FULL PORT • PACKING GLAND • 600 PSI FORGED BRASS

Item No.	Size	Connection	Inner Qty.	Master Qty.	Each Wt.	
STYLE 7700TT – THREADED						
107-824T*	3/4"	FPT x FPT	10	60	0.71	<ul style="list-style-type: none"> • 600 PSI WOG/150 WSP (1/2" - 2") • -20°F to 300°F temperature range • Full port for maximum flow rate • Packing Gland - blowout-proof stem design • PTFE seat and packing • Chrome-plated brass ball and stem • Rust-proof 304 S.S. T-handle with vinyl grip • CSA Certified to ASME B16.33 (5G) • CSA Certified to ASME B16.44 (125G) • CR91-002 (1/2, 2, & 5psig) • UL Listed
107-825T*	1"	FPT x FPT	-	40	0.95	
STYLE 7700ST – SOLDER						
107-844T*	3/4"	C x C	10	60	0.71	<ul style="list-style-type: none"> • 600 PSI WOG/150 WSP (1/2" - 2") • -20°F to 300°F temperature range • Full port for maximum flow rate • Packing Gland - blowout-proof stem design • PTFE seat and packing • Chrome-plated brass ball and stem • Rust-proof 304 S.S. T-handle with vinyl grip • UL Listed
107-845T*	1"	C x C	8	48	0.96	
STYLE 7700TT – THREADED – NO LEAD						
107-824TNL*	3/4"	FPT x FPT	10	60	0.71	<ul style="list-style-type: none"> • 600 PSI WOG/150 WSP (1/2" - 2") • -20°F to 300°F temperature range • Full port for maximum flow rate • Packing Gland - blowout-proof stem design • PTFE seat and packing • Chrome-plated brass ball and stem • Rust-proof 304 S.S. T-handle with vinyl grip • CSA Certified to ASME B16.33 (5G) • CSA Certified to ASME B16.44 (125G) • CR91-002 (1/2, 2, & 5psig) • UL Listed • UL Gas Shutoff valve (YRPV)
107-825TNL*	1"	FPT x FPT	-	40	0.95	
STYLE 7700ST – SOLDER – NO LEAD						
107-844TNL*	3/4"	C x C	10	60	0.71	<ul style="list-style-type: none"> • 600 PSI WOG/150 WSP (1/2" - 2") • -20°F to 300°F temperature range • Full port for maximum flow rate • Packing Gland - blowout-proof stem design • PTFE seat and packing • Chrome-plated brass ball and stem • Rust-proof 304 S.S. T-handle with vinyl grip • UL Listed
107-845TNL*	1"	C x C	8	48	0.96	

- UL Gas Shutoff valve (YRPV)
- UL Manual valves (MHKZ)
- UL Compressed Gas Shutoff valve (YQNZ)
- UL Flammable liquid Shutoff valve (YRBX)
- UL LP-Gas Shutoff valve (YSDT)
- FM Approved - Fire Protection
- Threaded ends comply with ANSI B1.20.1
- IAPMO Listed to cUPC
- Certified to NSF 61-G



- FM Approved - Fire Protection
- Solder ends comply with ANSI B16.18
- IAPMO Listed to cUPC
- Certified to NSF 61



- UL Manual valves (MHKZ)
- UL Compressed Gas Shutoff valve (YQNZ)
- UL Flammable liquid Shutoff valve (YRBX)
- UL LP-Gas Shutoff valve (YSDT)
- FM Approved - Fire Protection
- Threaded ends comply with ANSI B1.20.1
- IAPMO Listed to cUPC
- Certified to NSF 61-G
- "Lead-Free" Compliant



- FM Approved - Fire Protection
- Solder ends comply with ANSI B16.18
- IAPMO Listed to cUPC
- Certified to NSF 61-G
- "Lead-Free" Compliant



* Please call for availability.



Ball Valves



SERIES 7700 • BALL VALVE • MIP X FIP • 500 PSI FORGED BRASS

Item No.	Size	Connection	Inner Qty.	Master Qty.	Each Wt.
----------	------	------------	------------	-------------	----------

STYLE 7700MF – THREADED

107-321*	1/4"	MIP x FIP	20	200	0.15
----------	------	-----------	----	-----	------

- 500 PSI WOG
- -20° to 300°F temperature range
- Full port for maximum flow rate
- Packing Gland - blowout-proof stem design
- PTFE seat and packing
- Chrome-plated brass ball and stem
- Rust-resistant heavy-duty handle with vinyl grip
- Designed for use on water, oil, or compressed air

- Save time and labor - eliminate need for extra nipple when connecting to female connection
- Ideal for many OEM applications
- Suitable for vacuum use up to 7 PSIA
- Certified to NSF 61



STYLE 7700MF – THREADED – NO LEAD

107-321NL	1/4"	MIP x FIP	20	200	0.15
-----------	------	-----------	----	-----	------

- 500 PSI WOG
- -20° to 300°F temperature range
- Full port for maximum flow rate
- Packing Gland - blowout-proof stem design
- PTFE seat and packing
- Chrome-plated brass ball and stem
- Rust-resistant heavy-duty handle with vinyl grip
- Save time and labor - eliminate need for extra nipple when connecting to female connection

- Designed for use on water, oil, or compressed air
- Ideal for many OEM applications
- Suitable for vacuum use up to 7 PSIA
- IAPMO Listed to cUPC
- Certified to NSF 61
- "Lead-Free" Compliant



SERIES 7700 • BALL VALVE • COMPRESSION • 200 PSI FORGED BRASS

Item No.	Size	Connection	Inner Qty.	Master Qty.	Each Wt.
----------	------	------------	------------	-------------	----------

STYLE 7700CMP – COMPRESSION

107-023*	1/2"	COMP x COMP	6	36	0.50
107-024*	3/4"	COMP x COMP	6	36	0.75
107-025*	1"	COMP x COMP	6	24	1.10

- 200 PSI WOG
- -20°F to 300°F temperature range
- Full port for maximum flow rate
- Packing Gland - blowout-proof stem design
- PTFE seat and packing
- Chrome-plated brass ball and stem
- Rust-resistant heavy-duty handle with vinyl grip
- Save time and labor with compression end connections

- Ideal for repair & testing purposes
- Eliminates the possibility of seat damage during soldering
- Suitable for vacuum use up to 7 PSIA
- Certified to NSF 61



STYLE 7700CMP – COMPRESSION – NO LEAD

107-023NL	1/2"	COMP x COMP	6	36	0.50
107-024NL	3/4"	COMP x COMP	6	36	0.75
107-025NL	1"	COMP x COMP	6	24	1.10






- 200 PSI WOG
- -20°F to 300°F temperature range
- Full port for maximum flow rate
- Packing Gland - blowout-proof stem design
- PTFE seat and packing
- Chrome-plated brass ball and stem
- Rust-resistant heavy-duty handle with vinyl grip
- Save time and labor with compression end connections

- Ideal for repair & testing purposes
- Eliminates the possibility of seat damage during soldering
- Suitable for vacuum use up to 7 PSIA
- IAPMO Listed to cUPC
- Certified to NSF 61-G
- "Lead-Free" Compliant





SERIES 7690 • BALL VALVE • FULL PORT • PACKING GLAND • 600 PSI FORGED BRASS

Item No.	Size	Connection	Inner Qty.	Master Qty.	Each Wt.		
STYLE 7690T – THREADED							
107-812*	3/8"	FPT x FPT	10	120	0.27	<ul style="list-style-type: none"> • 600 PSI WOG/125 WSP (1/2" - 2") • -40°F to 194°F temperature range • Full port for maximum flow rate • Packing Gland - blowout-proof stem design • PTFE seat and packing • Chrome-plated brass ball and stem • Rust-resistant heavy-duty handle with vinyl grip • CSA Certified to 1/2 psig 	<ul style="list-style-type: none"> • CSA Certified to ASME B16.33 (5G) • CSA Certified to ASME B16.44 (125G) • Threaded ends comply with ANSI B1.20.1 • IAPMO IGC 157 certified • IAPMO Listed to cUPC • Certified to NSF 61 
107-813*	1/2"	FPT x FPT	10	120	0.33		
107-814*	3/4"	FPT x FPT	10	60	0.55		
107-815*	1"	FPT x FPT	6	24	0.86		
107-816*	1-1/4"	FPT x FPT	4	24	1.42		
107-817*	1-1/2"	FPT x FPT	2	16	1.87		
107-818*	2"	FPT x FPT	2	12	3.54		
STYLE 7690S – SOLDER							
107-853*	1/2"	C x C	10	120	0.29	<ul style="list-style-type: none"> • 600 PSI WOG/125 WSP (1/2" - 2") • -40°F to 194°F temperature range • Full port for maximum flow rate • Packing Gland - blowout-proof stem design • PTFE seat and packing • Chrome-plated brass ball and stem • Rust-resistant heavy-duty handle with vinyl grip 	<ul style="list-style-type: none"> • Solder ends comply with ANSI B16.18 • IAPMO IGC 157 certified • IAPMO Listed to cUPC • Certified to NSF 61 
107-854*	3/4"	C x C	10	60	0.55		
107-855*	1"	C x C	6	24	0.82		
107-856*	1-1/4"	C x C	4	24	1.35		
107-857*	1-1/2"	C x C	2	16	1.80		
107-858*	2"	C x C	2	12	3.64		
STYLE 7690TT – THREADED							
107-814T*	3/4"	FPT x FPT	10	60	0.55	<ul style="list-style-type: none"> • 600 PSI WOG/125 WSP (1/2" - 2") • -40°F to 194°F temperature range • Full port for maximum flow rate • Packing Gland - blowout-proof stem design • PTFE seat and packing • Chrome-plated brass ball and stem • Rust-resistant heavy-duty T-handle with vinyl grip • CSA Certified to 1/2 psig 	<ul style="list-style-type: none"> • CSA Certified to ASME B16.33 (5G) • CSA Certified to ASME B16.44 (125G) • Threaded ends comply with ANSI B1.20.1 • IAPMO IGC 157 certified • IAPMO Listed to cUPC • Certified to NSF 61 
107-815T*	1"	FPT x FPT	6	24	0.86		
STYLE 7690T – THREADED – NO LEAD							
107-811NL	1/4"	FPT x FPT	10	120	0.29	<ul style="list-style-type: none"> • 600 PSI WOG/125 WSP (1/2" - 2") • -40°F to 194°F temperature range • Full port for maximum flow rate • Packing Gland - blowout-proof stem design • PTFE seat and packing • Chrome-plated brass ball and stem • Rust-resistant heavy-duty handle with vinyl grip • CSA Certified to 1/2 psig • CSA Certified to ASME B16.33 (5G) 	<ul style="list-style-type: none"> • CSA Certified to ASME B16.44 (125G) • Threaded ends comply with ANSI B1.20.1 • IAPMO IGC 157 certified • IAPMO Listed to cUPC • Certified to NSF 61 • "Lead-Free" Compliant 
107-812NL	3/8"	FPT x FPT	10	120	0.27		
107-813NL	1/2"	FPT x FPT	10	120	0.33		
107-814NL	3/4"	FPT x FPT	10	60	0.55		
107-815NL	1"	FPT x FPT	6	24	0.86		
107-816NL	1-1/4"	FPT x FPT	4	24	1.42		
107-817NL	1-1/2"	FPT x FPT	2	16	1.87		
107-818NL	2"	FPT x FPT	2	12	3.54		
STYLE 7690S – SOLDER – NO LEAD							
107-853NL	1/2"	C x C	10	120	0.29	<ul style="list-style-type: none"> • 600 PSI WOG/125 WSP (1/2" - 2") • -40°F to 194°F temperature range • Full port for maximum flow rate • Packing Gland - blowout-proof stem design • PTFE seat and packing • Chrome-plated brass ball and stem • Rust-resistant heavy-duty handle with vinyl grip • Solder ends comply with ANSI B16.18 • IAPMO IGC 157 certified 	<ul style="list-style-type: none"> • IAPMO Listed to cUPC • Certified to NSF 61-G • "Lead-Free" Compliant 
107-854NL	3/4"	C x C	10	60	0.55		
107-855NL	1"	C x C	6	24	0.82		
107-856NL	1-1/4"	C x C	4	24	1.35		
107-857NL	1-1/2"	C x C	2	16	1.80		
107-858NL	2"	C x C	2	12	3.64		

* Please call for availability.



Ball Valves



SERIES 7690 • BALL VALVE • PACKING GLAND • PEX • 400 PSI FORGED BRASS

Item No.	Size	Connection	Inner Qty.	Master Qty.	Each Wt.
----------	------	------------	------------	-------------	----------

STYLE 7690PX – PEX

107-343*	1/2"	PEX x PEX	10	120	0.25
107-344*	3/4"	PEX x PEX	10	80	0.44
107-345*	1"	PEX x PEX	6	48	0.62

- 400 PSI WOG
- 160 PSI at 73°F (refer to PEX piping manufacturers guidelines)
- Full port for maximum flow rate
- Packing Gland - blowout-proof stem design
- PTFE seat and packing
- Chrome-plated brass ball and stem
- Rust-resistant heavy-duty handle with vinyl grip
- Intended for use in PEX piping systems

- Ideal for use in potable water and radiant heating applications
- Fast & easy crimp installation into PEX piping systems
- PEX connections comply with ASTM F-1807
- IAPMO Listed to cUPC
- Certified to NSF 61



STYLE 7690PX – PEX – NO LEAD

107-343NL	1/2"	PEX x PEX	10	120	0.25
107-344NL	3/4"	PEX x PEX	10	80	0.44
107-345NL	1"	PEX x PEX	6	48	0.62

- 400 PSI WOG
- 160 PSI at 73°F (refer to PEX piping manufacturers guidelines)
- Full port for maximum flow rate
- Packing Gland - blowout-proof stem design
- PTFE seat and packing
- Chrome-plated brass ball and stem
- Rust-resistant heavy-duty handle with vinyl grip
- Intended for use in PEX piping systems
- Ideal for use in potable water and radiant heating applications

- Fast & easy crimp installation into PEX piping systems
- PEX connections comply with ASTM F-1807
- IAPMO Listed to cUPC
- Certified to NSF 61-G
- "Lead-Free" Compliant





SERIES 7690 • BALL VALVE • PACKING GLAND • MIP X PEX • 400 PSI FORGED BRASS

Item No.	Size	Connection	Inner Qty.	Master Qty.	Each Wt.
----------	------	------------	------------	-------------	----------

STYLE 7690MPX – MIP X PEX

107-334*	3/4"	MIP x PEX	10	80	0.37
----------	------	-----------	----	----	------

- 400 PSI WOG
- 160 PSI at 73°F (refer to PEX piping manufacturers guidelines)
- Full port for maximum flow rate
- Packing Gland - blowout-proof stem design
- PTFE seat and packing
- Chrome-plated brass ball and stem
- Rust-resistant heavy-duty handle with vinyl grip
- PEX to copper threaded connection
- Intended for use in PEX piping systems

- Ideal for use in potable water and radiant heating applications
- Fast & easy crimp installation into PEX piping systems
- Pipe threads comply with ANSI B1.20.1
- PEX connections comply with ASTM F-1807
- IAPMO Listed to cUPC
- Certified to NSF 61



STYLE 7690MPX – MIP X PEX – NO LEAD

107-334NL	3/4"	MIP x PEX	10	80	0.37
-----------	------	-----------	----	----	------

- 400 PSI WOG
- 160 PSI at 73°F (refer to PEX piping manufacturers guidelines)
- Full port for maximum flow rate
- Packing Gland - blowout-proof stem design
- PTFE seat and packing
- Chrome-plated brass ball and stem
- Rust-resistant heavy-duty handle with vinyl grip
- PEX to copper threaded connection
- Intended for use in PEX piping systems

- Ideal for use in potable water and radiant heating applications
- Fast & easy crimp installation into PEX piping systems
- Pipe threads comply with ANSI B1.20.1
- PEX connections comply with ASTM F-1807
- IAPMO Listed to cUPC
- Certified to NSF 61-G
- "Lead-Free" Compliant



SERIES 7690 • BALL VALVE • FULL PORT • PUSH-FIT • 200 PSI FORGED BRASS

Item No.	Size	Connection	Inner Qty.	Master Qty.	Each Wt.
----------	------	------------	------------	-------------	----------

STYLE 7690PF – FULL PORT – NO LEAD

107-063	1/2" x 1/2"	PF x PF	25	100	0.39
107-064	3/4" x 3/4"	PF x PF	15	60	0.59
107-065	1" x 1"	PF x PF	15	60	0.98

- 200 PSI WOG
- 200 PSI @ 200°F
- Full port (full flow) for maximum flow rate
- Packing Gland - blowout-proof stem design
- PTFE seat and packing
- Chrome-plated brass ball and stem
- Rust-resistant heavy-duty handle with vinyl grip
- Dezincification-resistant lead-free brass construction
- 316 stainless steel grip ring for strength and corrosion resistance
- Integrated brass seal gland increases durability and work life

- Compatible with Copper, CPVC, and PEX Tubing
- PEX stiffeners included with each fitting
- Removable with use of disconnect clip
- Complies with ASSE 1061
- Certified to NSF 61-G
- IAPMO Listed to cUPC
- "Lead-Free" Compliant



* Please call for availability.



Ball Valves



7701GS0

SERIES 7701G • GAS BALL VALVE • ONE-PIECE BODY • SUREOFF HANDLE FORGED BRASS

Item No.	Size	Connection	Inner Qty.	Master Qty.	Each Wt.
----------	------	------------	------------	-------------	----------

STYLE 7701GS0 – SAFETY HANDLE

210-522RP	3/8"	FPT x FPT	-	20	0.36
210-523HC	1/2"	FPT x FPT	-	30	0.39
210-524HC	3/4"	FPT x FPT	-	20	0.63



- 200 PSI
- -20°F - 300°F temperature range
- SureOff tamper-resistant handle
- Quarter, push-to-turn operation prevents unintentional opening of valve
- Coated aluminum handle for corrosion and solvent resistance
- Multi-directional flow
- One-piece body for leak resistance and long valve life

- Chrome-plated brass ball
- CSA - ANSI Z21.15 (1/2 PSIG)
- ANSI/ASME B16.44 (5G)
- UL listed
- Threaded ends comply with ANSI B1.20.1



7701G

SERIES 7701G • GAS BALL VALVE • ONE-PIECE BODY FORGED BRASS

Item No.	Size	Connection	Inner Qty.	Master Qty.	Each Wt.
----------	------	------------	------------	-------------	----------

STYLE 7701G – LEVER HANDLE

110-522	3/8"	FPT x FPT	10	100	0.31
110-523	1/2"	FPT x FPT	10	100	0.39
110-524	3/4"	FPT x FPT	10	100	0.58

- 200 PSI
- -20°F - 300°F temperature range
- Quarter-turn lever handle for positive on/off operation
- Coated aluminum handle for corrosion and solvent resistance
- Multi-directional flow
- One-piece body for leak resistance and long valve life

- Chrome-plated brass ball
- CSA - ANSI Z21.15 (1/2 PSIG)
- ANSI/ASME B16.44 (5G)
- UL listed
- Threaded ends comply with ANSI B1.20.1





7701GT

7701G SERIES • GAS BALL VALVE • ONE-PIECE BODY FORGED BRASS

Item No.	Size	Connection	Inner Qty.	Master Qty.	Each Wt.
----------	------	------------	------------	-------------	----------

STYLE 7701GT – TEE HANDLE

111-523	1/2"	FPT x FPT	10	100	0.39
111-524	3/4"	FPT x FPT	10	100	0.57
111-525	1"	FPT x FPT	6	30	1.05

- 200 PSI
- -20°F - 300°F temperature range
- T-handle provides easy-to-turn operation
- Coated aluminum handle for corrosion and solvent resistance
- Multi-directional flow
- One-piece body for leak resistance and long valve life

- Chrome-plated brass ball
- CSA - ANSI Z21.15 (1/2 PSIG)
- ANSI/ASME B16.44 (5G)
- UL listed
- Threaded ends comply with ANSI B1.20.1



7701GFH

7701G SERIES • GAS BALL VALVE • ONE-PIECE BODY FORGED BRASS

Item No.	Size	Connection	Inner Qty.	Master Qty.	Each Wt.
----------	------	------------	------------	-------------	----------

STYLE 7701GFH – FLAT/SQUARE HEAD

113-523	1/2"	FPT x FPT	10	100	0.37
113-524	3/4"	FPT x FPT	10	100	0.55
113-525	1"	FPT x FPT	6	36	1.00
113-526	1-1/4"	FPT x FPT	4	24	1.44

- 200 PSI
- -20°F - 300°F temperature range
- Flat head operation prevents unintentional operation valve
- Coated aluminum handle for corrosion and solvent resistance
- Multi-directional flow
- One-piece body for leak resistance and long valve life

- Chrome-plated brass ball
- CSA - ANSI Z21.15 (1/2 PSIG)
- ANSI/ASME B16.44 (5G)
- UL listed
- Threaded ends comply with ANSI B1.20.1



7701GST

7701G SERIES • GAS BALL VALVE • ONE-PIECE BODY • SIDE TAPPED FORGED BRASS

Item No.	Size	Connection	Inner Qty.	Master Qty.	Each Wt.
----------	------	------------	------------	-------------	----------

STYLE 7701GST – FEMALE X FEMALE

110-553	1/2"	FPT x FPT	10	100	0.42
110-554	3/4"	FPT x FPT	10	100	0.61
110-555	1"	FPT x FPT	6	30	1.12

- 200 PSI
- -20°F - 300°F temperature range
- T-handle provides easy-to-turn operation
- Coated aluminum handle for corrosion and solvent resistance
- Multi-directional flow
- One-piece body for leak resistance and long valve life
- Chrome-plated brass ball

- 1/8" NPT side tap for pressure test, drain, line extension, and more (plug included)
- Save on parts & labor by attaching manometer to line testing at valve
- CSA - ANSI Z21.15 (1/2 PSIG)
- ANSI/ASME B16.44 (5G)
- UL listed
- Threaded ends comply with ANSI B1.20.1



* Please call for availability.



Ball Valves



7701GSTF

7701G SERIES • GAS BALL VALVE • ONE-PIECE BODY • SIDE TAPPED FORGED BRASS

Item No.	Size	Connection	Inner Qty.	Master Qty.	Each Wt.
----------	------	------------	------------	-------------	----------

STYLE 7701GSTF – FLARE X FLARE

116-552	3/8"	FLARE x FLARE	10	100	0.42
116-553	1/2"	FLARE x FLARE	10	100	0.39

- 200 PSI
- -20°F - 300°F temperature range
- Quarter-turn lever handle for positive on/off operation
- Coated aluminum handle for corrosion and solvent resistance
- Multi-directional flow
- One-piece body for leak resistance and long valve life
- Chrome-plated brass ball

- 1/8" NPT side tap for pressure test, drain, line extension, and more (plug included)
- Save on parts & labor by attaching manometer to line testing at valve
- CSA - ANSI Z21.15 (1/2 PSIG)
- ANSI/ASME B16.44 (5G)
- Threaded ends comply with SAE J513



7701GFL

7701G SERIES • GAS BALL VALVE • ONE-PIECE BODY • FLARE END FORGED BRASS

Item No.	Size	Connection	Inner Qty.	Master Qty.	Each Wt.
----------	------	------------	------------	-------------	----------

STYLE 7701GFL – FLARE X FLARE

116-502	3/8"	FLARE x FLARE	10	100	0.37
116-503	1/2"	FLARE x FLARE	10	100	0.34
116-504	5/8"	FLARE x FLARE	10	100	0.52

- 200 PSI
- -20°F - 300°F temperature range
- Quarter-turn lever handle for positive on/off operation
- Coated aluminum handle for corrosion and solvent resistance
- Multi-directional flow

- One-piece body for leak resistance and long valve life
- Chrome-plated brass ball
- CSA - ANSI Z21.15 (1/2 PSIG)
- ANSI/ASME B16.44 (5G)
- Threaded flare ends comply with SAE J513





7701GFLF



7701GFLF

7701G SERIES • GAS BALL VALVE • ONE-PIECE BODY • FLARE END FORGED BRASS

Item No.	Size	Connection	Inner Qty.	Master Qty.	Each Wt.	
STYLE 7701GFLF – FLARE X FEMALE ANGLE						
114-533	1/2" x 3/8"	FLARE x FPT	10	100	0.34	<ul style="list-style-type: none"> • 200 PSI • -20°F - 300°F temperature range • Quarter-turn lever handle for positive on/off operation • Coated aluminum handle for corrosion and solvent resistance • Multi-directional flow • One-piece body for leak resistance and long valve life
114-534	15/16" x 3/4"	FLARE x FPT	10	100	0.58	
STYLE 7701GFLF – FLARE X FEMALE						
114-522	3/8" x 1/2"	FLARE x FPT	10	100	0.34	<ul style="list-style-type: none"> • 200 PSI • -20°F - 300°F temperature range • Quarter-turn lever handle for positive on/off operation • Coated aluminum handle for corrosion and solvent resistance • Multi-directional flow • One-piece body for leak resistance and long valve life
114-523	1/2"	FLARE x FPT	10	100	0.36	
114-524	15/16" x 3/4"	FLARE x FPT	10	100	0.57	
114-543	15/16" x 1/2"	FLARE x FPT	10	100	0.35	
114-544	1/2" x 3/4"	FLARE x FPT	10	100	0.42	



7701GFLM

7701G SERIES • GAS BALL VALVE • ONE-PIECE BODY • FLARE END FORGED BRASS

Item No.	Size	Connection	Inner Qty.	Master Qty.	Each Wt.	
STYLE 7701GFLM – FLARE X MALE						
116-512	3/8" x 1/2"	FLARE x MPT	10	100	0.33	<ul style="list-style-type: none"> • 200 PSI • -20°F - 300°F temperature range • Quarter-turn lever handle for positive on/off operation • Coated aluminum handle for corrosion and solvent resistance • Multi-directional flow • One-piece body for leak resistance and long valve life
116-513	1/2" x 1/2"	FLARE x MPT	10	100	0.35	



* Please call for availability.




Ball Valves



7701GHV


7701G SERIES • GAS BALL VALVE • ONE-PIECE BODY • WATER HEATER FORGED BRASS

Item No.	Size	Connection	Inner Qty.	Master Qty.	Each Wt.	
STYLE 7701GHV – FLARE X FEMALE						
117-592	9/16" x 1/2"	FLARE x FPT	10	100	0.33	<ul style="list-style-type: none"> • 200 PSI • -20°F - 300°F temperature range • Quarter-turn lever handle for positive on/off operation • Coated aluminum handle for corrosion and solvent resistance • Multi-directional flow • One-piece body for leak resistance and long valve life
						<ul style="list-style-type: none"> • Chrome-plated brass ball • Ideal for use on water heaters • CSA - ANSI Z21.15 (1/2 PSIG) • ANSI/ASME B16.44 (5G) • Threaded flare ends comply with SAE J513 • Threaded ends comply with ANSI B1.20.1 



7701GTX


7701G SERIES • GAS BALL VALVE • ONE-PIECE BODY • TEXAS PATTERN FORGED BRASS

Item No.	Size	Connection	Inner Qty.	Master Qty.	Each Wt.	
STYLE 7701GTX – TEXAS						
115-503	1/2"	FPT x TX Pattern	10	100	0.36	<ul style="list-style-type: none"> • 200 PSI • -20°F - 300°F temperature range • Quarter-turn lever handle for positive on/off operation • Coated aluminum handle for corrosion and solvent resistance • Multi-directional flow • One-piece body for leak resistance and long valve life
						<ul style="list-style-type: none"> • Chrome-plated brass ball • CSA - ANSI Z21.15 (1/2 PSIG) • ANSI/ASME B16.44 (5G) • Threaded flare ends comply with SAE J513 • Threaded ends comply with ANSI B1.20.1 



7702G


7702G SERIES • GAS BALL VALVE • TWO-PIECE BODY FORGED BRASS

Item No.	Size	Connection	Inner Qty.	Master Qty.	Each Wt.	
STYLE 7702G – LEVER HANDLE						
110-122	3/8"	FPT x FPT	10	100	0.29	<ul style="list-style-type: none"> • 200 PSI • -20°F - 300°F temperature range • Quarter-turn lever handle for positive on/off operation • Coated aluminum handle for corrosion and solvent resistance • Multi-directional flow • Two-piece body design <ul style="list-style-type: none"> • Chrome-plated brass ball • CSA - ANSI Z21.15 (1/2 PSIG) • ANSI/ASME B16.44 (5G) • UL listed • Threaded ends comply with ANSI B1.20.1 
110-123HC	1/2"	FPT x FPT	-	20	0.35	
110-124HC	3/4"	FPT x FPT	-	10	0.53	
110-125	1"	FPT x FPT	6	30	0.85	



7702GE

7702G SERIES • GAS BALL VALVE • TWO-PIECE BODY FORGED BRASS

Item No.	Size	Connection	Inner Qty.	Master Qty.	Each Wt.	
STYLE 7702GE – LEVER HANDLE						
110-223C	1/2"	FPT x FPT	10	100	0.33	<ul style="list-style-type: none"> • 200 PSI • -20°F - 300°F temperature range • Quarter-turn lever handle for positive on/off operation • Coated aluminum handle for corrosion and solvent resistance • Multi-directional flow • Two-piece body design <ul style="list-style-type: none"> • Chrome-plated brass ball • CSA - ANSI Z21.15 (1/2 PSIG) • ANSI/ASME B16.44 (5G) • UL listed • Threaded ends comply with ANSI B1.20.1 
110-224C	3/4"	FPT x FPT	10	100	0.48	
110-225	1"	FPT x FPT	6	36	0.91	

* Please call for availability.



7702GT

7702G SERIES • GAS BALL VALVE • TWO-PIECE BODY FORGED BRASS

Item No.	Size	Connection	Inner Qty.	Master Qty.	Each Wt.
----------	------	------------	------------	-------------	----------

STYLE 7702GT – TEE HANDLE

111-123HC	1/2"	FPT x FPT	-	25	0.34
111-124HC	3/4"	FPT x FPT	-	25	0.53

- 200 PSI
- -20°F - 300°F temperature range
- T-handle provides easy-to-turn operation
- CSA tamper-proof handle
- Coated aluminum handle for corrosion and solvent resistance
- Multi-directional flow
- Two-piece body design

- Chrome-plated brass ball
- -20°F - 300°F temperature range
- CSA - ANSI Z21.15 (1/2 PSIG)
- ANSI/ASME B16.44 (5G)
- Threaded ends comply with ANSI B1.20.1



7702GLLC



7702GLLC

7702G SERIES • LOG LIGHTER VALVE W/KEY FORGED BRASS

Item No.	Valve Size	Connection	Inner Qty.	Master Qty.	Each Wt.
----------	------------	------------	------------	-------------	----------

STYLE 7702GLLC – STRAIGHT

118-001	1/2"	FPT x FPT	-	25	0.76
---------	------	-----------	---	----	------

- 158,000 BTU/hr. capacity
- -20°F - 300°F temperature range
- Chrome-plated brass ball
- Multi-directional flow
- Decorative chrome plated face plate and key
- Ideal for natural and artificial fireplaces
- Valve key included

- CSA - ANSI Z21.15 (1/2 PSIG)
- ANSI/ASME B16.44 (5G)
- Threaded flare ends comply with SAE J513



STYLE 7702GLLC – ANGLE

118-002	1/2"	FPT x FPT	-	25	0.75
---------	------	-----------	---	----	------



- 98,000 BTU/hr. capacity
- -20°F - 300°F temperature range
- Chrome-plated brass ball
- Multi-directional flow
- Decorative chrome plated face plate and key
- Ideal for natural and artificial fireplaces
- Valve key included

- CSA - ANSI Z21.15 (1/2 PSIG)
- ANSI/ASME B16.44 (5G)
- Threaded flare ends comply with SAE J513







7702G SERIES • LOG LIGHTER VALVE W/KEY FORGED BRASS

Item No.	Size	Connection	Inner Qty.	Master Qty.	Each Wt.	
STYLE 7702GLLB – STRAIGHT						
118-003	1/2"	FPT x FPT	-	25	0.76	<ul style="list-style-type: none"> • 158,000 BTU/hr. capacity • -20°F - 300°F temperature range • Chrome-plated brass ball • Multi-directional flow • Decorative polished-brass face plate and key • Ideal for natural and artificial fireplaces • Valve key included
						<ul style="list-style-type: none"> • CSA - ANSI Z21.15 (1/2 PSIG) • ANSI/ASME B16.44 (5G) • Threaded flare ends comply with SAE J513 
STYLE 7702GLLB – ANGLE						
118-004	1/2"	FPT x FPT	-	25	0.75	<ul style="list-style-type: none"> • 98,000 BTU/hr. capacity • -20°F - 300°F temperature range • Chrome-plated brass ball • Multi-directional flow • Decorative polished-brass face plate and key • Ideal for natural and artificial fireplaces • Valve key included
						<ul style="list-style-type: none"> • CSA - ANSI Z21.15 (1/2 PSIG) • ANSI/ASME B16.44 (5G) • Threaded flare ends comply with SAE J513 



6700 SERIES • BALL VALVE • 100 PSI CPVC

Item No.	Size	Connection	Inner Qty.	Master Qty.	Each Wt.	
STYLE 6700CTS – SOLVENT – NO LEAD						
107-123	1/2"	C x C	10	100	0.11	<ul style="list-style-type: none"> • Rated for 100 PSI at 180°F • For use with hot or cold-water applications • Beige color • PTFE seats • EPDM O-rings
107-124	3/4"	C x C	5	60	0.18	
107-125	1"	C x C	5	40	0.28	
107-126	1-1/4"	C x C	5	40	0.63	
107-127	1-1/2"	C x C	5	30	0.60	
107-128	2"	C x C	4	24	1.60	
						<ul style="list-style-type: none"> • Solvent ends comply with ASTM D2466 • Certified to NSF 61-G • "Lead-Free" Compliant  

* Please call for availability.




Ball Valves



6700WS


6700 SERIES • BALL VALVE • 150 PSI PVC SCHEDULE 40

Item No.	Size	Connection	Inner Qty.	Master Qty.	Each Wt.	
STYLE 6700WS – SOLVENT – NO LEAD						
107-633	1/2"	C x C	10	100	0.21	<ul style="list-style-type: none"> • Rated for 150 PSI at 73°F • For use with cold-water applications • White color • TPV seats • NBR O-rings • Fits both schedule 40 and 80 pipe <ul style="list-style-type: none"> • Solvent ends comply with ASTM D2466 • Certified to NSF 61-G • "Lead-Free" Compliant 
107-634	3/4"	C x C	5	60	0.25	
107-635	1"	C x C	5	40	0.37	
107-636	1-1/4"	C x C	5	30	0.54	
107-637	1-1/2"	C x C	4	24	0.84	
107-638	2"	C x C	2	16	1.43	
107-639	2-1/2"	C x C	-	12	2.76	
107-640	3"	C x C	-	6	3.80	
107-641	4"	C x C	-	4	7.05	



6700WT



6700 SERIES • BALL VALVE • 150 PSI PVC SCHEDULE 40

Item No.	Size	Connection	Inner Qty.	Master Qty.	Each Wt.	
STYLE 6700WT – THREADED – NO LEAD						
107-133	1/2"	FPT x FPT	10	100	0.22	<ul style="list-style-type: none"> • Rated for 150 PSI at 73°F • For use with cold-water applications • White color • TPV seats • NBR O-rings • Fits both schedule 40 and 80 pipe <ul style="list-style-type: none"> • Threaded ends comply with ANSI B1.20.1 • Certified to NSF 61-G • "Lead-Free" Compliant 
107-134	3/4"	FPT x FPT	5	60	0.30	
107-135	1"	FPT x FPT	5	40	0.54	
107-136	1-1/4"	FPT x FPT	5	30	0.63	
107-137	1-1/2"	FPT x FPT	4	24	0.91	
107-138	2"	FPT x FPT	2	16	1.49	
107-139	2-1/2"	FPT x FPT	-	12	3.15	
107-140	3"	FPT x FPT	-	6	4.01	
107-141	4"	FPT x FPT	-	4	7.50	



6700GS



6700 SERIES • BALL VALVE • 150 PSI PVC SCHEDULE 80

Item No.	Size	Connection	Inner Qty.	Master Qty.	Each Wt.	
STYLE 6700GS – SOLVENT – NO LEAD						
107-603	1/2"	C x C	10	100	0.19	<ul style="list-style-type: none"> • Rated for 150 PSI at 73°F • For use with cold-water applications • Gray color • PTFE seats • EPDM O-rings • Fits both schedule 40 and 80 pipe • Solvent ends comply with ASTM D2466 • Certified to NSF 61-G • "Lead-Free" Compliant  
107-604	3/4"	C x C	5	60	0.30	
107-605	1"	C x C	5	40	0.51	
107-606	1-1/4"	C x C	5	30	0.69	
107-607	1-1/2"	C x C	4	24	0.96	
107-608	2"	C x C	2	16	1.49	



6700GT

6700 SERIES • BALL VALVE • 150 PSI PVC SCHEDULE 80

Item No.	Size	Connection	Inner Qty.	Master Qty.	Each Wt.	
STYLE 6700GT – THREADED – NO LEAD						
107-103	1/2"	FPT x FPT	10	100	0.19	<ul style="list-style-type: none"> • Rated for 150 PSI at 73°F • For use with cold-water applications • Gray color • PTFE seats • EPDM O-rings • Fits both schedule 40 and 80 pipe • Threaded ends comply with ANSI B1.20.1 • Certified to NSF 61-G • "Lead-Free" Compliant  
107-104	3/4"	FPT x FPT	5	60	0.30	
107-105	1"	FPT x FPT	5	40	0.51	
107-106	1-1/4"	FPT x FPT	5	30	0.69	
107-107	1-1/2"	FPT x FPT	4	24	0.96	
107-108	2"	FPT x FPT	2	16	1.49	

* Please call for availability.

PLUMBING VALVES



ProLine[®]
SERIES



ProLine Series Plumbing Valves provide trusted performance for a variety of residential, commercial and industrial flow control applications including use with steam, water, oil or compressed air. These quality valves include hose bibbs, gate valves, stop and waste valves and check valves, as well as a variety of specialty valves. Many valves are offered in either brass or plastic materials. Select styles of gate valves, boiler drains, stop and waste valves and other items are also available in either a heavy-duty or standard-quality version.

A BRAND OF MUELLER INDUSTRIES



PLUMBING VALVES



Plumbing Valves



100-205



100-705



100-204NL



100-703NL

GATE VALVE • HEAVY DUTY • 300 PSI FORGED BRASS

Item No.	Size	Connection	Inner Qty.	Master Qty.	Each Wt.
----------	------	------------	------------	-------------	----------

THREADED

100-202*	3/8"	FPT x FPT	10	100	0.55
100-203*	1/2"	FPT x FPT	10	100	0.80
100-204*	3/4"	FPT x FPT	5	60	1.10
100-205*	1"	FPT x FPT	5	40	1.74
100-206*	1-1/4"	FPT x FPT	5	30	2.40
100-207*	1-1/2"	FPT x FPT	4	20	3.14
100-208*	2"	FPT x FPT	2	16	4.76

- 300 PSI WOG/150 PSI WSP
- Full port for maximum flow rate
- Non-rising stem for limited-space operation
- Screw over bonnet for extra strength
- Five-point cast-iron handle
- Heavy brass construction for quality and dependability
- Solid wedge disk

- Meets MSS SP-80, type 1, class 150 lb. specification
- Threaded ends comply with ANSI B1.20.1
- Certified to NSF 61



SOLDER

100-703*	1/2"	C x C	10	100	0.72
100-704*	3/4"	C x C	5	60	1.04
100-705*	1"	C x C	5	40	1.44

- 300 PSI WOG/150 PSI WSP
- Full port for maximum flow rate
- Non-rising stem for limited-space operation
- Screw over bonnet for extra strength
- Five-point cast-iron handle
- Heavy brass construction for quality and dependability
- Solid wedge disk

- Meets MSS SP-80, type 1, class 150 lb. specification
- Solder ends comply with ANSI B16.18
- Certified to NSF 61



THREADED – NO LEAD

100-202NL	3/8"	FPT x FPT	10	100	0.55
100-203NL	1/2"	FPT x FPT	10	100	0.8
100-204NL	3/4"	FPT x FPT	5	60	1.1
100-205NL	1"	FPT x FPT	5	40	1.74
100-206NL	1-1/4"	FPT x FPT	5	30	2.4
100-207NL	1-1/2"	FPT x FPT	4	20	3.14

- 300 PSI WOG/150 PSI WSP
- Full port for maximum flow rate
- Non-rising stem for limited-space operation
- Screw over bonnet for extra strength
- Five-point cast-iron handle
- Heavy brass construction for quality and dependability
- Solid wedge disk

- Meets MSS SP-80, type 1, class 150 lb. specification
- Threaded ends comply with ANSI B1.20.1
- Certified to NSF 61-G
- "Lead-Free" Compliant



SOLDER – NO LEAD

100-703NL	1/2"	C x C	10	100	0.72
100-704NL	3/4"	C x C	5	60	1.04
100-705NL	1"	C x C	5	40	1.44
100-706NL	1-1/4"	C x C	5	30	2.2
100-707NL	1-1/2"	C x C	4	20	2.2







- 300 PSI WOG/150 PSI WSP
- Full port for maximum flow rate
- Non-rising stem for limited-space operation
- Screw over bonnet for extra strength
- Five-point cast-iron handle
- Heavy brass construction for quality and dependability
- Solid wedge disk

- Meets MSS SP-80, type 1, class 150 lb. specification
- Solder ends comply with ANSI B16.18
- Certified to NSF 61-G
- "Lead-Free" Compliant





GATE VALVE • 200 PSI FORGED BRASS

Item No.	Size	Connection	Inner Qty.	Master Qty.	Each Wt.	
THREADED						
100-001*	1/4"	FPT x FPT	10	100	0.60	<ul style="list-style-type: none"> • 200 PSI WOG/125 PSI WSP • Full port for maximum flow rate • Non-rising stem for limited-space operation • Six-point cast-iron handle • Forged brass construction for quality and dependability <ul style="list-style-type: none"> • Brass wedge disk • Threaded ends comply with ANSI B1.20.1 • Certified to NSF 61 
100-002*	3/8"	FPT x FPT	10	100	0.60	
100-003*	1/2"	FPT x FPT	10	100	0.65	
100-004*	3/4"	FPT x FPT	5	60	0.90	
100-005*	1"	FPT x FPT	5	40	1.10	
100-006*	1-1/4"	FPT x FPT	5	30	1.70	
100-007*	1-1/2"	FPT x FPT	4	24	2.20	
100-008*	2"	FPT x FPT	2	16	3.50	
100-009*	2-1/2"	FPT x FPT	2	8	6.40	
100-010*	3"	FPT x FPT	1	6	8.90	
100-011*	4"	FPT x FPT	-	3	14.05	
SOLDER						
100-502*	3/8"	C x C	10	100	0.55	<ul style="list-style-type: none"> • 200 PSI WOG/125 PSI WSP • Full port for maximum flow rate • Non-rising stem for limited-space operation • Six-point cast-iron handle • Forged brass construction for quality and dependability • Brass wedge disk <ul style="list-style-type: none"> • Solder ends comply with ANSI B16.18 • Certified to NSF 61 <p>Item 100-502 has alternate part # 100-502NL and is "Lead-Free" Compliant</p> 
100-503*	1/2"	C x C	10	100	0.60	
100-504*	3/4"	C x C	5	60	0.81	
100-505*	1"	C x C	5	40	1.10	
100-506*	1-1/4"	C x C	5	30	1.50	
100-507*	1-1/2"	C x C	4	24	2.05	
100-508*	2"	C x C	2	16	3.26	
THREADED – NO LEAD						
100-001NL	1/4"	FPT x FPT	10	100	0.6	<ul style="list-style-type: none"> • 200 PSI WOG/125 PSI WSP • Full port for maximum flow rate • Non-rising stem for limited-space operation • Six-point cast-iron handle • Forged brass construction for quality and dependability <ul style="list-style-type: none"> • Brass wedge disk • Threaded ends comply with ANSI B1.20.1 • Certified to NSF 61-G • "Lead-Free" Compliant  
100-002NL	3/8"	FPT x FPT	10	100	0.6	
SOLDER – NO LEAD						
100-502NL	3/8"	C x C	10	100	0.55	<ul style="list-style-type: none"> • 200 PSI WOG/125 PSI WSP • Non-rising stem for limited-space operation • Six-point cast-iron handle • Forged brass construction for quality and dependability • Brass wedge disk <ul style="list-style-type: none"> • Full port for maximum flow rate • Solder ends comply with ANSI B16.18 • Certified to NSF 61-G • "Lead-Free" Compliant  







* Please call for availability.



Plumbing Valves



GATE VALVE • COMPACT PATTERN • 200 PSI FORGED BRASS

Item No.	Size	Connection	Inner Qty.	Master Qty.	Each Wt.		
THREADED							
100-403HN*	1/2"	FPT x FPT	-	20	0.42	<ul style="list-style-type: none"> • 200 PSI WOG/125 PSI WSP • Standard port • Non-rising stem for limited-space operation • Six-point cast-iron handle • Forged brass construction for quality and dependability 	<ul style="list-style-type: none"> • Brass wedge disk • Threaded ends comply with ANSI B1.20.1 • Certified to NSF 61 
100-404HN*	3/4"	FPT x FPT	-	16	0.66		
100-405HN*	1"	FPT x FPT	-	10	0.94		
100-406HC*	1-1/4"	FPT x FPT	-	4	1.47		
100-407HC*	1-1/2"	FPT x FPT	-	4	1.75		
100-408HC*	2"	FPT x FPT	-	4	2.71		
SOLDER							
100-453HN*	1/2"	C x C	-	20	0.48	<ul style="list-style-type: none"> • 200 PSI WOG/125 PSI WSP • Standard port • Non-rising stem for limited-space operation • Six-point cast-iron handle • Forged brass construction for quality and dependability 	<ul style="list-style-type: none"> • Brass wedge disk • Solder ends comply with ANSI B16.18 • Certified to NSF 61 
100-454HN*	3/4"	C x C	-	10	0.61		
100-455HN*	1"	C x C	-	10	0.93		
THREADED – NO LEAD							
100-403NL	1/2"	FPT x FPT	-	15	0.42	<ul style="list-style-type: none"> • 200 PSI WOG/125 PSI WSP • Standard port • Non-rising stem for limited-space operation • Six-point cast-iron handle • Forged brass construction for quality and dependability 	<ul style="list-style-type: none"> • Brass wedge disk • Threaded ends comply with ANSI B1.20.1 • Certified to NSF 61-G • "Lead-Free" Compliant  
100-404NL	3/4"	FPT x FPT	-	10	0.66		
100-405NL	1"	FPT x FPT	-	5	0.94		
100-406NL	1-1/4"	FPT x FPT	-	4	1.47		
100-407NL	1-1/2"	FPT x FPT	-	4	1.75		
SOLDER – NO LEAD							
100-453NL	1/2"	C x C	-	15	0.48	<ul style="list-style-type: none"> • 200 PSI WOG/125 PSI WSP • Standard port • Non-rising stem for limited-space operation • Six-point cast-iron handle • Forged brass construction for quality and dependability 	<ul style="list-style-type: none"> • Brass wedge disk • Solder ends comply with ANSI B16.18 • Certified to NSF 61-G • "Lead-Free" Compliant  
100-454NL	3/4"	C x C	-	10	0.61		
100-455NL	1"	C x C	-	4	0.93		
100-456NL	1-1/4"	C x C	5	30	1.3		
100-457NL	1-1/2"	C x C	4	24	1.7		



GATE VALVE • COMPRESSION • 200 PSI BRONZE / FORGED BRASS

Item No.	Size	Connection	Inner Qty.	Master Qty.	Each Wt.	
COMPRESSION						
100-803*	1/2"	Compression	6	48	0.70	<ul style="list-style-type: none"> • 200 PSI WOG/125 PSI WSP • Non-rising stem for limited-space operation • Six-point cast-iron handle • Cast bronze construction for quality and dependability
100-804*	3/4"	Compression	4	32	1.08	
COMPRESSION – NO LEAD						
100-803NL	1/2"	Compression	6	48	0.7	<ul style="list-style-type: none"> • 200 PSI WOG/125 PSI WSP • Non-rising stem for limited-space operation • Six-point cast-iron handle • Forged brass construction for quality and dependability
100-804NL	3/4"	Compression	4	32	1.08	



GATE VALVE • 150 PSI PVC SCHEDULE 80

Item No.	Size	Connection	Inner Qty.	Master Qty.	Each Wt.	
THREADED						
100-103	1/2"	FPT x FPT	-	24	0.35	<ul style="list-style-type: none"> • Rated for 150 PSI at 73°F • Non-rising stem for limited-space operation • Fits both schedule 40 and 80 pipe • Not for use with compressed air • Polypropylene wedge for smooth sealing • EPDM o-ring
100-104	3/4"	FPT x FPT	-	20	0.40	
100-105	1"	FPT x FPT	-	16	0.45	
100-106	1-1/4"	FPT x FPT	-	8	1.00	
100-107	1-1/2"	FPT x FPT	-	6	1.00	
100-108	2"	FPT x FPT	-	4	1.76	
SOLVENT						
100-603	1/2"	C x C	-	24	0.35	<ul style="list-style-type: none"> • Rated for 150 PSI at 73°F • Non-rising stem for limited-space operation • Fits both schedule 40 and 80 pipe • Not for use with compressed air • Polypropylene wedge for smooth sealing • EPDM o-ring
100-604	3/4"	C x C	-	20	0.40	
100-605	1"	C x C	-	16	0.45	
100-606	1-1/4"	C x C	-	8	0.95	
100-607	1-1/2"	C x C	-	6	0.95	
100-608	2"	C x C	-	4	1.65	



* Please call for availability.



Plumbing Valves



STOP VALVE • HEAVY DUTY • 125 PSI BRASS

Item No.	Size	Connection	Inner Qty.	Master Qty.	Each Wt.
----------	------	------------	------------	-------------	----------

THREADED

105-083HC*	1/2"	FPT x FPT	-	12	0.83
105-084HC*	3/4"	FPT x FPT	-	12	0.91

- 125 PSI WOG
- Rising stem for positive open and close operation
- Large six-point cast-iron handle
- Screw over bonnet for extra strength
- Heavy brass construction for maximum reliability

- Large flow area
- EPDM seal washer
- Threaded ends comply with ANSI B1.20.1
- Certified to NSF 61



SOLDER

105-583HC*	1/2"	C x C	-	12	0.71
105-584HC*	3/4"	C x C	-	12	0.82

- 125 PSI WOG
- Rising stem for positive open and close operation
- Large six-point cast-iron handle
- Screw over bonnet for extra strength
- Heavy brass construction for maximum reliability

- Large flow area
- EPDM seal washer
- Solder ends comply with ANSI B16.18
- Certified to NSF 61



THREADED – NO LEAD

105-083NL	1/2"	FPT x FPT	-	12	0.83
105-084NL	3/4"	FPT x FPT	-	12	0.91

- 125 PSI WOG
- Rising stem for positive open and close operation
- Large six-point cast-iron handle
- Screw over bonnet for extra strength
- Heavy brass construction for maximum reliability

- Large flow area
- EPDM seal washer
- Threaded ends comply with ANSI B1.20.1
- Certified to NSF 61-G
- "Lead-Free" Compliant



SOLDER – NO LEAD

105-583NL	1/2"	C x C	-	12	0.71
105-584NL	3/4"	C x C	-	12	0.82







- 125 PSI WOG
- Rising stem for positive open and close operation
- Large six-point cast-iron handle
- Screw over bonnet for extra strength
- Heavy brass construction for maximum reliability

- Large flow area
- EPDM seal washer
- Solder ends comply with ANSI B16.18
- Certified to NSF 61-G
- "Lead-Free" Compliant






STOP & WASTE VALVE • HEAVY DUTY • 125 PSI BRASS

Item No.	Size	Connection	Inner Qty.	Master Qty.	Each Wt.	
THREADED						
105-183HC*	1/2"	FPT x FPT	-	12	0.84	<ul style="list-style-type: none"> • 125 PSI WOG • Rising stem for positive open and close operation • Large six-point cast-iron handle • Screw over bonnet for extra strength • Heavy brass construction for maximum reliability 
105-184HC*	3/4"	FPT x FPT	-	12	0.94	
SOLDER						
105-683HC*	1/2"	C x C	-	12	0.73	<ul style="list-style-type: none"> • 125 PSI WOG • Rising stem for positive open and close operation • Large six-point cast-iron handle • Screw over bonnet for extra strength • Heavy brass construction for maximum reliability 
105-684HC*	3/4"	C x C	-	12	0.80	
THREADED – NO LEAD						
105-183NL	1/2"	FPT x FPT	-	12	0.84	<ul style="list-style-type: none"> • 125 PSI WOG • Rising stem for positive open and close operation • Large six-point cast-iron handle • Screw over bonnet for extra strength • Heavy brass construction for maximum reliability  
105-184NL	3/4"	FPT x FPT	-	12	0.94	
SOLDER – NO LEAD						
105-683NL	1/2"	C x C	-	12	0.73	<ul style="list-style-type: none"> • 125 PSI WOG • Rising stem for positive open and close operation • Large six-point cast-iron handle • Screw over bonnet for extra strength • Heavy brass construction for maximum reliability  
105-684NL	3/4"	C x C	-	12	0.80	

* Please call for availability.



Plumbing Valves







STOP VALVE • 125 PSI BRASS

Item No.	Size	Connection	Inner Qty.	Master Qty.	Each Wt.		
THREADED							
105-001*	1/4"	FPT x FPT	12	72	0.49	<ul style="list-style-type: none"> • 125 PSI WOG • Rising stem for positive open and close operation • Six-point cast-iron handle 	<ul style="list-style-type: none"> • Threaded ends comply with ANSI B1.20.1 • CSA certified (1/2" - 3/4" Threaded) • Certified to NSF 61
105-002*	3/8"	FPT x FPT	12	72	0.50		
105-003*	1/2"	FPT x FPT	12	72	0.55		
105-004*	3/4"	FPT x FPT	12	72	0.60		
SOLDER							
105-502*	3/8"	C x C	12	72	0.45	<ul style="list-style-type: none"> • 125 PSI WOG • Rising stem for positive open and close operation • Six-point cast-iron handle 	<ul style="list-style-type: none"> • Solder ends comply with ANSI B16.18 • CSA certified (3/8" - 3/4" Solder) • Certified to NSF 61
105-503*	1/2"	C x C	12	72	0.45		
105-504*	3/4"	C x C	12	72	0.60		
THREADED – NO LEAD							
105-003NL	1/2"	FPT x FPT	-	20	0.55	<ul style="list-style-type: none"> • 125 PSI WOG • Rising stem for positive open and close operation • Six-point cast-iron handle 	<ul style="list-style-type: none"> • Threaded ends comply with ANSI B1.20.1 • Certified to NSF 61-G • "Lead-Free" Compliant
105-004NL	3/4"	FPT x FPT	-	16	0.6		
SOLDER – NO LEAD							
105-503NL	1/2"	C x C	-	16	0.45	<ul style="list-style-type: none"> • 125 PSI WOG • Rising stem for positive open and close operation • Six-point cast-iron handle 	<ul style="list-style-type: none"> • Solder ends comply with ANSI B16.18 • Certified to NSF 61-G • "Lead-Free" Compliant
105-504NL	3/4"	C x C	-	16	0.6		





STOP & WASTE VALVE • 125 PSI BRASS

Item No.	Size	Connection	Inner Qty.	Master Qty.	Each Wt.	
THREADED						
105-103*	1/2"	FPT x FPT	12	72	0.50	<ul style="list-style-type: none"> • 125 PSI WOG • Rising stem for positive open and close operation • Six-point cast-iron handle • Plug allows draining of non-pressure side of valve when closed <ul style="list-style-type: none"> • Threaded ends comply with ANSI B1.20.1 • Certified to NSF 61 
105-104*	3/4"	FPT x FPT	12	72	0.55	
SOLDER						
105-602*	3/8"	C x C	12	72	0.45	<ul style="list-style-type: none"> • 125 PSI WOG • Rising stem for positive open and close operation • Six-point cast-iron handle • Plug allows draining of non-pressure side of valve when closed <ul style="list-style-type: none"> • Solder ends comply with ANSI B16.18 • Certified to NSF 61 
105-603*	1/2"	C x C	12	72	0.50	
105-604*	3/4"	C x C	12	72	0.59	
THREADED – NO LEAD						
105-103NL	1/2"	FPT x FPT	-	20	0.5	<ul style="list-style-type: none"> • 125 PSI WOG • Rising stem for positive open and close operation • Six-point cast-iron handle • Plug allows draining of non-pressure side of valve when closed <ul style="list-style-type: none"> • Threaded ends comply with ANSI B1.20.1 • Certified to NSF 61-G • "Lead-Free" Compliant 
105-104NL	3/4"	FPT x FPT	-	16	0.55	
SOLDER – NO LEAD						
105-603NL	1/2"	C x C	-	16	0.50	<ul style="list-style-type: none"> • 125 PSI WOG • Rising stem for positive open and close operation • Six-point cast-iron handle • Plug allows draining of non-pressure side of valve when closed <ul style="list-style-type: none"> • Solder ends comply with ANSI B16.18 • Certified to NSF 61-G • "Lead-Free" Compliant 
105-604NL	3/4"	C x C	-	16	0.59	

* Please call for availability.



Plumbing Valves



105-514

105-514NL

STOP VALVE • COMPRESSION • 125 PSI BRASS

Item No.	Size	Connection	Inner Qty.	Master Qty.	Each Wt.
----------	------	------------	------------	-------------	----------

COMPRESSION

105-513	1/2"	Compression	12	72	0.62
105-514	3/4"	Compression	6	36	0.82

- 125 PSI WOG
- Rising stem for positive open and close operation
- Six-point cast-iron handle

- Compression ends for solderless connection to copper tubing
- Certified to NSF 61



COMPRESSION – NO LEAD

105-513NL	1/2"	Compression	12	72	0.62
105-514NL	3/4"	Compression	6	36	0.82

- 125 PSI WOG
- Rising stem for positive open and close operation
- Six-point cast-iron handle

- Compression ends for solderless connection to copper tubing
- Certified to NSF 61-G
- "Lead-Free" Compliant



105-614

105-614NL

STOP & WASTE VALVE • COMPRESSION • 125 PSI BRASS

Item No.	Size	Connection	Inner Qty.	Master Qty.	Each Wt.
----------	------	------------	------------	-------------	----------

COMPRESSION

105-613	1/2"	Compression	12	72	0.65
105-614	3/4"	Compression	6	36	0.84

- 125 PSI WOG
- Rising stem for positive open and close operation
- Six-point cast-iron handle
- Plug allows draining of non-pressure side of valve when closed

- Compression ends for solderless connection to copper tubing
- Certified to NSF 61



COMPRESSION – NO LEAD

105-613NL	1/2"	Compression	-	16	0.65
105-614NL	3/4"	Compression	6	36	0.84

- 125 PSI WOG
- Certified to NSF 61-G
- Rising stem for positive open and close operation
- Plug allows draining of non-pressure side of valve when closed
- Six-point cast-iron handle

- Compression ends for solderless connection to copper tubing
- "Lead-Free" Compliant





105-024

STOP VALVE • 150 PSI ACETAL

Item No.	Size	Connection	Inner Qty.	Master Qty.	Each Wt.	
THREADED						
105-023	1/2"	FPT x FPT	12	72	0.15	<ul style="list-style-type: none"> • Rated for 150 PSI at -20°F to 180°F • Rising stem for positive open and close operation • For use with hot or cold water • Not for use with compressed air • Threaded ends comply with ANSI B1.20.1
105-024	3/4"	FPT x FPT	12	72	0.10	



105-124

STOP & WASTE VALVE • 150 PSI ACETAL

Item No.	Size	Connection	Inner Qty.	Master Qty.	Each Wt.	
THREADED						
105-123	1/2"	FPT x FPT	12	72	0.20	<ul style="list-style-type: none"> • Rated for 150 PSI at -20°F to 180°F • Rising stem for positive open and close operation • For use with hot or cold water • Not for use with compressed air • Plug allows draining of non-pressure side of valve when closed • Threaded ends comply with ANSI B1.20.1
105-124	3/4"	FPT x FPT	12	72	0.18	



105-224

STOP VALVE • 100 PSI CPVC

Item No.	Size	Connection	Inner Qty.	Master Qty.	Each Wt.	
SOLVENT – NO LEAD						
105-223	1/2"	C x C	12	72	0.15	<ul style="list-style-type: none"> • Rated for 100 PSI at 180°F • Rising stem for positive open and close operation • For use with hot or cold water • Not for use with compressed air • Solvent connection for use with CPVC tubing size pipe • Solvent ends comply with ASTM 2846 • Certified to NSF 61-G • "Lead-Free" Compliant
105-224	3/4"	C x C	12	72	0.20	



* Please call for availability.



Plumbing Valves



105-324

STOP & WASTE VALVE • 100 PSI CPVC

Item No.	Size	Connection	Inner Qty.	Master Qty.	Each Wt.
----------	------	------------	------------	-------------	----------

SOLVENT – NO LEAD

105-323	1/2"	C x C	12	72	0.20
105-324	3/4"	C x C	12	72	0.15

- Rated for 100 PSI at 180°F
- Rising stem for positive open and close operation
- For use with hot or cold water
- Not for use with compressed air
- Solvent connection for use with CPVC tubing size pipe

- Plug allows draining of non-pressure side of valve when closed
- Solvent ends comply with ASTM 2846
- Certified to NSF 61-G
- "Lead-Free" Compliant



105-404

STOP VALVE • 100 PSI PVC

Item No.	Size	Connection	Inner Qty.	Master Qty.	Each Wt.
----------	------	------------	------------	-------------	----------

SOLVENT – NO LEAD

105-403	1/2"	C x C	12	72	0.15
105-404	3/4"	C x C	12	72	0.15

- Rated for 100 PSI at 73°F
- Rising stem for positive open and close operation
- For use with cold water
- Not for use with compressed air

- Solvent ends comply with ASTM 2466
- Certified to NSF 61-G
- "Lead-Free" Compliant





105-414

STOP & WASTE VALVE • 100 PSI PVC

Item No.	Size	Connection	Inner Qty.	Master Qty.	Each Wt.	
SOLVENT – NO LEAD						
105-413	1/2"	C x C	12	72	0.15	<ul style="list-style-type: none"> • Rated for 100 PSI at 73°F • Rising stem for positive open and close operation • For use with cold water • Not for use with compressed air • Plug allows draining of non-pressure side of valve when closed
105-414	3/4"	C x C	12	72	0.20	

- Solvent ends comply with ASTM 2866
- Certified to NSF 61-G
- "Lead-Free" Compliant



106-005



106-005NL

GLOBE VALVE • HARD SEAT • 200 PSI BRASS

Item No.	Size	Connection	Inner Qty.	Master Qty.	Each Wt.	
THREADED						
106-001	1/4"	FPT x FPT	10	100	0.50	<ul style="list-style-type: none"> • 200 PSI WOG/125 PSI WSP • Rising stem for positive open and close operation • Large flow area • Heavy six-point cast-iron handle • Threaded ends comply with ANSI B1.20.1
106-002	3/8"	FPT x FPT	10	100	0.57	
106-003	1/2"	FPT x FPT	10	100	0.57	
106-004	3/4"	FPT x FPT	5	60	0.75	
106-005	1"	FPT x FPT	5	40	1.12	
106-006	1-1/4"	FPT x FPT	5	30	1.94	
106-007	1-1/2"	FPT x FPT	4	24	2.38	
106-008	2"	FPT x FPT	4	12	4.03	
THREADED – NO LEAD						
106-001NL	1/4"	FPT x FPT	10	100	0.5	<ul style="list-style-type: none"> • 200 PSI WOG/125 PSI WSP • Rising stem for positive open and close operation • Large flow area • Heavy six-point cast-iron handle • Threaded ends comply with ANSI B1.20.1 • "Lead-Free" Compliant
106-002NL	3/8"	FPT x FPT	10	100	0.57	
106-003NL	1/2"	FPT x FPT	10	100	0.57	
106-004NL	3/4"	FPT x FPT	5	60	0.75	
106-005NL	1"	FPT x FPT	5	40	1.12	
106-006NL	1-1/4"	FPT x FPT	5	30	1.94	
106-007NL	1-1/2"	FPT x FPT	4	24	2.38	



* Please call for availability.



Plumbing Valves



102-704



102-804

BOILER DRAIN • HEAVY DUTY • 125 PSI BRASS

Item No.	Size	Connection	Inner Qty.	Master Qty.	Each Wt.
----------	------	------------	------------	-------------	----------

MALE THREADED

102-703	1/2"	MPT x Male Hose Thread	12	72	0.55
102-704	3/4" M or 1/2" F	MPT x Male Hose Thread	12	72	0.55

- Heavy construction for strength and durability
 - Rising stem for positive open and close operation
 - For use in hydronic heating systems
 - Stuffing box
 - Neoprene seal washer
 - 3/4" hose thread outlet
 - Heavy six-point cast-iron handle
 - Threaded ends comply with ANSI B1.20.1
 - Hose threads comply with ANSI B1.20.7
 - Solder ends comply with ANSI B16.18
- Item 102-703:** 1/2" Male external threads and 1/2" internal solder connection
Item 102-704: 3/4" Male boiler drain is tapped 1/2" female thread

FEMALE THREADED

102-803	1/2"	FPT x Male Hose Thread	12	72	0.55
102-804	3/4"	FPT x Male Hose Thread	12	72	0.55

- Heavy construction for strength and durability
- Rising stem for positive open and close operation
- For use in hydronic heating systems
- Stuffing box
- Neoprene seal washer
- 3/4" hose thread outlet
- Heavy six-point cast-iron handle
- Threaded ends comply with ANSI B1.20.1
- Hose threads comply with ANSI B1.20.7
- Solder ends comply with ANSI B16.18



102-054HN

BOILER DRAIN • QUARTERMASTER • 125 PSI BRASS

Item No.	Size	Connection	Inner Qty.	Master Qty.	Each Wt.
----------	------	------------	------------	-------------	----------

MALE THREADED

102-053HN	1/2"	MPT x MPT	-	25	0.32
102-054HN	3/4"	MPT x MPT	-	25	0.36



- 125 PSI maximum working pressure
 - Easy quarter-turn operation
 - Certified to NSF 61
 - Chrome-plated brass ball
 - PTFE seats
 - Rust-resistant handle
 - 3/4" hose thread outlet
 - UPC approved, complies to ASME A112.18.1
 - Threaded ends comply with ANSI B1.20.1
 - Hose threads comply with ANSI B1.20.7
 - Patented valve body and handle
- Item 102-53HN:** 1/2" Male external threads and 1/2" internal solder connection
Item 102-54HN: 3/4" Male boiler drain is tapped 1/2" female thread





BOILER DRAIN • 125 PSI BRASS

Item No.	Size	Connection	Inner Qty.	Master Qty.	Each Wt.
----------	------	------------	------------	-------------	----------

MALE THREADED

102-003	1/2"	MPT x MPT	12	72	0.35
102-004	3/4"	MPT x MPT	12	72	0.45

- 125 PSI maximum working pressure
- Rising stem for positive open and close operation
- Six-point cast-iron handle
- 3/4" hose thread outlet
- Complies with ASME A112.18.1
- Threaded ends comply with ANSI B1.20.1

- Hose threads comply with ANSI B1.20.7
- Certified to NSF 61

Item 102-003: 1/2" Male external threads and 1/2" Internal solder connection



FEMALE THREADED

102-103	1/2"	FPT x FPT	12	72	0.40
102-104	3/4"	FPT x FPT	12	72	0.45

- 125 PSI maximum working pressure
- Rising stem for positive open and close operation
- Six-point cast-iron handle
- 3/4" hose thread outlet
- Complies with ASME A112.18.1

- Threaded ends comply with ANSI B1.20.1
- Hose threads comply with ANSI B1.20.7
- Certified to NSF 61



BOILER DRAIN • 125 PSI BRASS

Item No.	Size	Connection	Inner Qty.	Master Qty.	Each Wt.
----------	------	------------	------------	-------------	----------

MALE WITH LOCKNUT

102-903	1/2"	MPT x Male Hose Thread	12	72	0.50
---------	------	------------------------	----	----	------

- 125 PSI maximum working pressure
- Rising stem for positive open and close operation
- Heavy brass construction for strength and durability
- Six-point cast-iron handle
- 3/4" hose thread outlet
- Complies with ASME A112.18.1

- Threaded ends comply with ANSI B1.20.1
- Hose threads comply with ANSI B1.20.7
- Solder ends comply with ANSI B16.18
- 1/2" Male external threads and 1/2" internal solder connection
- Conforms to CSA B125.1
- Certified to NSF 61



* Please call for availability.




Plumbing Valves



102-033


BOILER DRAIN • COMPRESSION • 125 PSI BRASS

Item No.	Size	Connection	Inner Qty.	Master Qty.	Each Wt.	
COMPRESSION						
102-033	1/2" (5/8" OD)	Compression	12	72	0.50	<ul style="list-style-type: none"> • 125 PSI maximum working pressure • Rising stem for positive open and close operation • Six-point cast-iron handle • Stuffing box • 3/4" hose thread outlet • Complies with ASME A112.18.1
						<ul style="list-style-type: none"> • Compression end for solderless connection to copper tubing • Hose threads comply with ANSI B1.20.7 • Conforms to CSA B125.1 • Certified to NSF 61 



102-224

BOILER DRAIN • 100 PSI CPVC

Item No.	Size	Connection	Inner Qty.	Master Qty.	Each Wt.	
SOLVENT – NO LEAD						
102-223	1/2"	C x C	12	72	0.15	<ul style="list-style-type: none"> • Rated for 100 PSI at 180°F • For use with hot or cold water • Not for use with compressed air • 3/4" hose thread outlet • Solvent connection for use with CPVC tubing size pipe
102-224	3/4"	C x C	12	72	0.15	
						<ul style="list-style-type: none"> • Solvent ends comply with ASTM 2846 • Hose threads comply with ANSI B1.20.7 • Certified to NSF 61-G • "Lead-Free" Compliant 




BOILER DRAIN • 150 PSI ACETAL

Item No.	Size	Connection	Inner Qty.	Master Qty.	Each Wt.	
MALE THREADED						
102-503	1/2"	MPT x MPT	12	72	0.15	<ul style="list-style-type: none"> • Rated for 150 PSI at -20°F to 180°F • For use with hot or cold water • 3/4" hose thread outlet • Excellent chemical resistance
102-504	3/4"	MPT x MPT	12	72	0.15	
FEMALE THREADED						
102-603	1/2"	FPT x FPT	12	72	0.15	<ul style="list-style-type: none"> • Pipe threads comply with ANSI B1.20.1 • Hose threads comply with ANSI B1.20.7 • Not for use with compressed air
102-604	3/4"	FPT x FPT	12	72	0.15	



METER VALVE • HEAVY DUTY • 125 PSI BRASS

Item No.	Size	Connection	Inner Qty.	Master Qty.	Each Wt.	
METER VALVE						
105-764	3/4" x 3/4"	MPT x FPT	6	36	1.13	<ul style="list-style-type: none"> • Heavy brass construction for strength and reliability • For use at water meter for manual cutoff without meter key • Flare nut included
METER VALVE W/ DRAIN						
105-773	3/4" x 1/2"	MPT x FPT	6	36	1.10	<ul style="list-style-type: none"> • Neoprene seal washer • Large flow area • Large six-point cast-iron handle • Threaded ends comply with ANSI B1.20.1
105-774	3/4" x 3/4"	MPT x FPT	6	36	1.13	
105-775	1" x 3/4"	MPT x FPT	4	24	1.41	
METER COUPLING						
105-783	1/2"	MPT x FPT	10	100	0.30	<ul style="list-style-type: none"> • Flare nut included • Neoprene seal washer • Large flow area • Large six-point cast-iron handle
105-784	3/4"	MPT x FPT	10	100	0.35	
105-785	1"	MPT x FPT	10	100	0.60	
METER VALVE W/ DRAIN – NO LEAD						
105-774NL	3/4" x 3/4"	MPT x FPT	6	36	1.13	<ul style="list-style-type: none"> • Threaded ends comply with ANSI B1.20.1 • "Lead-Free" Compliant
METER COUPLING – NO LEAD						
105-783NL	1/2"	MPT x FPT	10	100	0.3	
105-784NL	3/4"	MPT x FPT	10	100	0.35	
105-785NL	1"	MPT x FPT	10	100	0.6	

* Please call for availability.



Plumbing Valves



102-816

WATER HEATER DRAIN VALVE • 125 PSI BRASS

Item No.	Size	Connection	Inner Qty.	Master Qty.	Each Wt.	
MALE THREADED						
102-816	1-1/4"	MPT x Male Hose Thread	12	72	0.36	<ul style="list-style-type: none"> • 125 PSI maximum working pressure • Heavy brass body for strength and reliability • 3/4" hose thread outlet
102-817	2-1/4"	MPT x Male Hose Thread	12	72	0.43	
						<ul style="list-style-type: none"> • Plated-steel canopy handle • Threaded ends comply with ANSI B1.20.1 • Hose threads comply with ANSI B1.20.7



WASHING MACHINE VALVE • 125 PSI CHROME-PLATED BRASS

Item No.	Size	Connection	Inner Qty.	Master Qty.	Each Wt.	
COMPRESSION						
102-201	1/2"	Compression	12	72	0.36	<ul style="list-style-type: none"> • Chrome-plated brass construction for corrosion resistance • 3/4" hose thread outlet • Tee handle
TOP OPERATED						
102-202	1/2"	FPT x Male Hose Thread	12	72	0.40	<ul style="list-style-type: none"> • Threaded ends comply with ANSI B1.20.1 • Hose threads comply with ANSI B1.20.7
FRONT OPERATED						
102-203	1/2"	FPT x Male Hose Thread	12	72	0.33	
IN-LINE BYPASS						
102-204	1/2"	MPT x FPT	6	72	0.58	
IN-LINE BYPASS REVERSIBLE						
102-205	1/2"	MPT x FPT	6	72	0.70	



102-207

DUAL WASHING MACHINE VALVE • 125 PSI BRASS

Item No.	Size	Connection	Inner Qty.	Master Qty.	Each Wt.	
MALE THREADED						
102-207	1/2"	MPT x Male Hose Thread	-	24	1.30	<ul style="list-style-type: none"> • Ball valve design • Heavy brass construction for strength and durability • 3/4" hose thread outlet • 1/2" male external threads and 1/2" internal solder connection • Hose threads comply with ANSI B1.20.7 • Solder ends comply with ANSI B16.18



102-209

102-210

REPLACEMENT WASHING MACHINE VALVE • QUARTERMASTER • 125 PSI CHROME-PLATED BRASS

Item No.	Size	Connection	Inner Qty.	Master Qty.	Each Wt.	
MALE THREADED						
102-209	1/2"	MPT x Male Hose Thread	10	60	0.50	<ul style="list-style-type: none"> • For use with washing machine outlet boxes • Easy quarter-turn operation • Chrome-plated for corrosion resistance • Ball valve design ensures ease of operation even after long periods of time • Solid brass construction eliminates leaks • Includes ABS mounting nut for easy installation into washing machine box • 3/4" hose threads • 125 PSI maximum working pressure • 1/2" male external threads and 1/2" internal solder connection • Hose threads comply with ANSI B1.20.7 • Threaded ends comply with ANSI B1.20.1
102-210	1/2"	MPT x Male Hose Thread	10	60	0.50	



* Please call for availability.



Plumbing Valves



103-013

HOSE BIBB • 125 PSI BRASS

Item No.	Size	Connection	Inner Qty.	Master Qty.	Each Wt.
----------	------	------------	------------	-------------	----------

MALE THREADED

103-013	1/2"	MPT x Male Hose Thread	12	72	0.52
103-014	3/4"	MPT x Male Hose Thread	12	72	0.57

- 125 PSI maximum working pressure
- Certified to NSF 61
- Heavy construction for strength and durability
- Neoprene seal washer
- 3/4" hose thread outlet
- High flow rate capability
- Threaded ends comply with ANSI B1.20.1
- Hose threads comply with ANSI B1.20.7

Item 103-013: 1/2" Male external threads and 1/2" internal solder connection



103-003

HOSE BIBB • 125 PSI BRASS

Item No.	Size	Connection	Inner Qty.	Master Qty.	Each Wt.
----------	------	------------	------------	-------------	----------

MALE THREADED

103-003	1/2"	MPT x Male Hose Thread	12	72	0.37
103-004	3/4"	MPT x Male Hose Thread	12	72	0.41

- 125 PSI maximum working pressure
- 3/4" hose thread outlet
- Threaded ends comply with ANSI B1.20.1

- Hose threads comply with ANSI B1.20.7
- Tee handle



103-053HN

HOSE BIBB • QUARTERMASTER • 125 PSI BRASS

Item No.	Size	Connection	Inner Qty.	Master Qty.	Each Wt.
----------	------	------------	------------	-------------	----------

MALE THREADED

103-053HN	1/2"	MPT x Male Hose Thread	-	20	0.41
103-054HN	3/4"	MPT x Male Hose Thread	-	15	0.47



- Easy quarter-turn operation
- 125 PSI maximum working pressure
- Certified to NSF 61
- CSA - Canadian Standards Association
- UPC approved, complies to ASME A112.18.1
- Chrome-plated brass ball
- PTFE seats
- Rust-resistant handle
- 3/4" hose thread outlet

- Threaded ends comply with ANSI B1.20.1
- Hose threads comply with B1.20.7
- Solder ends comply with ANSI B16.18
- Patented body and handle

Item 103-053HN: 1/2" Male external threads and 1/2" internal solder connection
Item 103-054HN: Tapped 1/2" female thread



103-023

HOSE BIBB • BALL VALVE DESIGN • 200 PSI FORGED BRASS

Item No.	Size	Connection	Inner Qty.	Master Qty.	Each Wt.
----------	------	------------	------------	-------------	----------

MALE THREADED

103-023	1/2"	MPT x Male Hose Thread	10	100	0.40
103-024	3/4"	MPT x Male Hose Thread	10	100	0.55

- Rated for 200 PSI WOG
- Chrome-plated brass ball
- 3/4" hose thread outlet

- High flow rate capability
- Threaded ends comply with ANSI B1.20.1
- Hose threads comply with ANSI B1.20.7

* Please call for availability.



Plumbing Valves



103-204

103-304

HOSE BIBB • 150 PSI ACETAL

Item No.	Size	Connection	Inner Qty.	Master Qty.	Each Wt.
STANDARD					
103-203	1/2"	MPT x Male Hose Thread	12	72	0.15
103-204	3/4"	MPT x Male Hose Thread	12	72	0.15
NO KINK					
103-303	1/2"	MPT x Male Hose Thread	12	72	0.15
103-304	3/4"	MPT x Male Hose Thread	12	72	0.15

- Rated for 150 PSI at -20°F to 180°F
- For use with hot or cold water
- Pipe threads comply with ANSI B1.20.1
- Hose threads comply with ANSI B1.20.7
- Not for use with compressed air



102-353HN

102-453HN

HOSE BIBB • QUARTERMASTER • NO KINK • 125 PSI BRASS

Item No.	Size	Connection	Inner Qty.	Master Qty.	Each Wt.
MALE THREADED					
102-353HN	1/2"	MPT x Male Hose Thread	-	12	0.42
102-354HN	3/4"	MPT x Male Hose Thread	-	12	0.47
FEMALE THREADED					
102-453HN	1/2"	FPT x Male Hose Thread	-	12	0.35
102-454HN	3/4"	FPT x Male Hose Thread	-	12	0.38


- 125 PSI maximum working pressure
 - Easy quarter-turn operation
 - Certified to NSF 61
 - UPC approved, complies to ASME A112.18.1
 - Chrome-plated brass ball
 - PTFE seats
 - Rust-resistant handle
 - 3/4" hose thread outlet
 - Threaded ends comply with ANSI B1.20.1
 - Hose threads comply with ANSI B1.20.7
 - Solder ends comply with B16.18
 - Patented valve body and handle
- Item 102-353HN:** 1/2" Male external threads and 1/2" internal solder connection





HOSE BIBB • NO KINK • 125 PSI BRASS

Item No.	Size	Connection	Inner Qty.	Master Qty.	Each Wt.	
MALE THREADED						
102-303	1/2"	MPT x Male Hose Thread	12	72	0.32	<ul style="list-style-type: none"> • For use with water or oil • Multi-turn operation • 3/4" hose thread outlet • Large flow area • Threaded ends comply with ANSI B1.20.1 • Hose threads comply with ANSI B1.20.7
102-304	3/4"	MPT x Male Hose Thread	12	72	0.45	
FEMALE THREADED						
102-403	1/2"	FPT x Male Hose Thread	12	72	0.36	<ul style="list-style-type: none"> • Threaded ends comply with ANSI B1.20.1 • Hose threads comply with ANSI B1.20.7
102-404	3/4"	FPT x Male Hose Thread	12	72	0.36	
SOLDER						
102-534	1/2" & 3/4"	C x C	12	72	0.40	<ul style="list-style-type: none"> • Item 102-303: 1/2" Male external threads and 1/2" internal solder connection • Item 102-534: 3/4" C x C coupling required for connection to 3/4" solder connection



HOSE BIBB • NO KINK • LOOSE KEY • 125 PSI BRASS

Item No.	Size	Connection	Inner Qty.	Master Qty.	Each Wt.	
MALE THREADED						
102-333HC	1/2"	MPT x Male Hose Thread	-	12	0.29	<ul style="list-style-type: none"> • 125 PSI maximum working pressure • Loose key design • Chrome-plated zinc key handle included • For use with water or oil • 3/4" hose thread outlet • Large flow area
102-334HC	3/4"	MPT x Male Hose Thread	-	12	0.38	
FEMALE THREADED						
102-433HC	1/2"	FPT x Male Hose Thread	-	12	0.34	<ul style="list-style-type: none"> • Threaded ends comply with ANSI B1.20.1 • Hose threads comply with ANSI B1.20.7
102-434HC	3/4"	FPT x Male Hose Thread	-	12	0.39	
LOOSE KEY						
888-137RP	Loose Key	Loose Key	10	100	0.07	<ul style="list-style-type: none"> • Chrome-plated zinc • Handle has 2 holes for key ring attachment • Fits loose-key no-kink hose bibbs and loose key sillcocks

* Please call for availability.



Plumbing Valves



103-501RM

HOSE BIBB LOCK • FLOWLOCK ANODIZED FINISH

Item No.	Size	Connection	Inner Qty.	Master Qty.	Each Wt.
----------	------	------------	------------	-------------	----------

MIXED KEYS

103-501RM	3/4"	Female Hose Thread	1	8	0.56
-----------	------	--------------------	---	---	------

- Fits 3/4" hose thread outlet
- Hose threads comply with ANSI B1.20.7

- Anodized finish
- Flowlock design prevents tampering

LIKE KEYS

103-501RP	3/4"	Female Hose Thread	1	8	0.56
-----------	------	--------------------	---	---	------



GARDEN VALVE • 125 PSI BRASS

Item No.	Size	Connection	Inner Qty.	Master Qty.	Each Wt.
----------	------	------------	------------	-------------	----------

BENT NOSE

108-103	1/2"	FPT x Male Hose Thread	12	72	0.70
108-104	3/4"	FPT x Male Hose Thread	12	72	0.70
108-105	1"	FPT x Male Hose Thread	12	72	0.75

- Female Threaded inlet
- Large full flow area
- 3/4" hose thread outlet
- Cast-iron handle or loose key
- Threaded ends comply with ANSI B1.20.1
- Hose threads comply with ANSI B1.20.7

INVERTED

108-124	3/4"	FPT x Male Hose Thread	12	72	0.65
---------	------	------------------------	----	----	------

BENT NOSE – LOOSE KEY

108-133HN	1/2"	FPT x Male Hose Thread	-	24	0.63
108-134HN	3/4"	FPT x Male Hose Thread	-	24	0.65
108-135HN	1"	FPT x Male Hose Thread	-	12	0.70

LOOSE KEY HANDLE

108-199HN	NA	Loose Key Handle	-	50	0.10
-----------	----	------------------	---	----	------

- Chrome-plated zinc
- Two-hole design allow for key chain attachment



SILCOCK • QUARTERMASTER • 125 PSI BRASS

Item No.	Size	Connection	Inner Qty.	Master Qty.	Each Wt.
----------	------	------------	------------	-------------	----------

THREADED

108-053HN	1/2"	FPT x Male Hose Thread	-	20	0.37
108-054HN	3/4"	FPT x Male Hose Thread	-	20	0.40

SOLDER

108-553HN	3/4"	C x Male Hose Thread	-	20	0.47
-----------	------	----------------------	---	----	------

- 125 PSI maximum working pressure
- Easy quarter-turn operation
- Certified to NSF 61
- Chrome-plated brass ball
- 3/4" hose thread outlet
- UPC approved, complies to ASME A112.18.1
- Threaded ends comply with ANSI B1.20.1
- Hose threads comply with ANSI B1.20.7
- Patented body and handle

Item 108-553HN: 3/4" C x C coupling required for connection to 3/4" solder connection, Solder ends comply with ANSI B16.18



108-013

SILCOCK • LOCKSHIELD • 125 PSI BRASS

Item No.	Size	Connection	Inner Qty.	Master Qty.	Each Wt.
----------	------	------------	------------	-------------	----------

THREADED

108-013	1/2"	FPT x Male Hose Thread	12	72	0.80
108-014	3/4"	FPT x Male Hose Thread	12	72	0.75

- 125 PSI maximum working pressure
- Lockshield prevents unwanted use of valve when handle is removed
- Heavy construction for strength and durability
- Oversized notched flange for stable installation
- Threaded ends comply with ANSI B1.20.1
- Hose threads comply with ANSI B1.20.7



108-204

SILCOCK • 150 PSI ACETAL

Item No.	Size	Connection	Inner Qty.	Master Qty.	Each Wt.
----------	------	------------	------------	-------------	----------

THREADED


108-203	1/2"	FPT x Male Hose Thread	12	72	0.15
108-204	3/4"	FPT x Male Hose Thread	12	72	0.20

- Rated for 150 PSI at -20°F to 180°F
- For use with hot or cold water
- 3/4" hose thread outlet
- Threaded ends comply with ANSI B1.20.1
- Hose threads comply with ANSI B1.20.7
- Not for use with compressed air

* Please call for availability.



Plumbing Valves



SILLCOCK • 125 PSI BRASS

Item No.	Size	Connection	Inner Qty.	Master Qty.	Each Wt.
----------	------	------------	------------	-------------	----------

THREADED

108-003	1/2"	FPT x Male Hose Thread	12	72	0.50
108-004	3/4"	FPT x Male Hose Thread	12	72	0.50

- 125 PSI maximum working pressure
- Certified to NSF 61
- Heavy construction for strength and durability
- Six-point cast-iron handle

- Oversized notched flange for stable installation
- Threaded ends comply with ANSI B1.20.1
- Hose threads comply with ANSI B1.20.7



SOLDER

108-503	1/2" & 3/4"	C x Male Hose Thread	12	72	0.55
---------	-------------	----------------------	----	----	------

- 125 PSI maximum working pressure
- Certified to NSF 61
- Heavy construction for strength and durability
- Six-point cast-iron handle

- Oversized notched flange for stable installation
- Solder ends comply with ANSI B16.18
- Hose threads comply with ANSI B1.20.7



SILLCOCK • LOOSE KEY • 150 PSI BRASS

Item No.	Size	Connection	Inner Qty.	Master Qty.	Each Wt.
----------	------	------------	------------	-------------	----------

THREADED

108-033HC	1/2"	FPT x Male Hose Thread	-	8	0.64
108-034HC	3/4"	FPT x Male Hose Thread	-	8	0.50

- 150 PSI WOG
- Loose key design
- Chrome-plated zinc key handle included
- Lockshield prevents the use of valve when key is removed
- Heavy construction for strength & durability
- Oversized notched flange for stable installation

- Hose threads comply with ANSI B1.20.7
- Threaded ends comply with ANSI B1.20.1

SOLDER

108-533HC	3/4"	FPT x Male Hose Thread	-	8	0.50
-----------	------	------------------------	---	---	------

- Item 108-533HC: 3/4" C x C coupling required for connection to 3/4" solder connection, Solder ends comply with ANSI B16.18



VACUUM BREAKER BRASS

Item No.	Size	Connection	Inner Qty.	Master Qty.	Each Wt.	
THREADED						
108-904	3/4"	Female x Male	6	72	0.20	<ul style="list-style-type: none"> Fits any 3/4" hose thread outlet Break-off attachment screw permanently installs and prevents tampering Hose threads comply with ANSI B1.20.7 cUPC - Canadian UPC approved
108-922HC	3/4"	Female x Male	-	18	0.26	

Item 108-922HC: Automatically drains when all attachments are removed



ANTI-SIPHON FROST FREE SILLCOCK • QUARTERMASTER CHROME-PLATED BRASS

Item No.	Size	Connection	Inner Qty.	Master Qty.	Each Wt.	
1/2" MALE & 1/2" SOLDER						
104-821HC	4"	MPT & C	-	10	1.03	<ul style="list-style-type: none"> Easy quarter-turn operation Ceramic cartridge design ensures long life Notched flange allows stable installation on siding Chrome-plated solid brass body and tube protects against corrosion 3/4" hose thread outlet Certified to NSF 61 Threaded ends comply with ANSI B1.20.1 Solder or threaded water supply connection Hose threads comply with ANSI B1.20.7 Solder ends comply with ANSI B16.18 Built-in back flow preventer checks siphoning back into the water supply Drains automatically upon water shut off UPC, IAPMO, & ASSE approved CSA certified - Canadian Standards Association
104-823HC	6"	MPT & C	-	8	1.11	
104-825HC	8"	MPT & C	-	10	1.17	
104-827HC	10"	MPT & C	-	10	1.24	
104-829HC	12"	MPT & C	-	10	1.32	
104-831HC	14"	MPT & C	-	5	1.38	



* Please call for availability.



Plumbing Valves



104-845HC

ANTI-SIPHON FROST FREE SILLCOCK • QUARTERMASTER • PEX CHROME-PLATED BRASS

Item No.	Size	Connection	Inner Qty.	Master Qty.	Each Wt.
----------	------	------------	------------	-------------	----------

1/2" MALE & PEX CONNECTION

104-841HC	4"	MPT & PEX	-	8	1.04
104-843HC	6"	MPT & PEX	-	8	1.12
104-845HC	8"	MPT & PEX	-	10	1.18
104-847HC	10"	MPT & PEX	-	10	1.25
104-849HC	12"	MPT & PEX	-	10	1.33
104-851HC	14"	MPT & PEX	-	5	1.39

- Easy quarter-turn operation
- Ceramic cartridge design ensures long life
- Notched flange allows stable installation on siding
- Chrome-plated solid brass body and tube protects against corrosion
- 3/4" hose thread outlet
- Certified to NSF 61
- Threaded ends comply with ANSI B1.20.1

- PEX connection ends comply with ASTM F1807
- Hose threads comply with ANSI B1.20.7
- CSA certified
- Built-in back flow preventer checks siphoning back into the water supply
- Drains automatically upon water shut off
- UPC, IAPMO, & ASSE approved



104-403

FROST FREE SILLCOCK CHROME-PLATED BRASS

Item No.	Size	Connection	Inner Qty.	Master Qty.	Each Wt.
----------	------	------------	------------	-------------	----------

1/2" MALE & 1/2" SOLDER

104-401	4"	MPT & C	-	24	1.21
104-402	6"	MPT & C	-	24	1.22
104-403	8"	MPT & C	-	24	1.31
104-404	10"	MPT & C	-	24	1.39
104-405	12"	MPT & C	-	24	1.43
104-406	14"	MPT & C	-	24	1.54

- Chrome-plated brass body and tube for corrosion resistance
- 3/4" hose thread outlet
- Heavy-duty six-point cast-iron handle
- Pipe threads comply with ANSI B1.20.1
- Hose threads comply with ANSI B1.20.7

- Solder ends comply with ANSI B16.18
- Automatically drains upon water shut off
- Notched flange allows stable installation on siding




3/4" MALE & 1/2" FEMALE

104-411	4"	MPT & FPT	-	24	0.86
104-412	6"	MPT & FPT	-	24	0.90
104-413	8"	MPT & FPT	-	24	0.97
104-414	10"	MPT & FPT	-	24	1.03
104-415	12"	MPT & FPT	-	24	1.08



104-515

ANTI-SIPHON FROST FREE SILLCOCK CHROME-PLATED BRASS

Item No.	Size	Connection	Inner Qty.	Master Qty.	Each Wt.	
1/2" MALE & 1/2" SOLDER						
104-511	4"	MPT & C	-	24	1.39	<ul style="list-style-type: none"> • CSA certified • Meets ASSE standard 1019 • Chrome-plated body and tube for corrosion resistance • Constructed with lead-free silver solder • Built-in lockshield • 3/4" hose thread outlet • Heavy-duty six-point cast-iron handle • Notched flange for stable installation • Threaded ends comply with ANSI B1.20.1 • Hose threads comply with ANSI B1.20.7 • Solder ends comply with ANSI B16.18 • Backflow preventer checks siphoning back into the water supply • Automatically drains upon water shut off
104-513	6"	MPT & C	-	24	1.41	
104-515	8"	MPT & C	-	24	1.53	
104-517	10"	MPT & C	-	24	1.66	
104-519	12"	MPT & C	-	24	1.76	
104-521	14"	MPT & C	-	24	1.76	
3/4" MALE & 1/2" FEMALE						
104-615HC	8"	MPT & FPT	-	6	1.40	
104-617HC	10"	MPT & FPT	-	6	1.50	
104-619HC	12"	MPT & FPT	-	6	1.60	



105-904



105-904NL

GROUND KEY STOP & DRAIN BRASS

Item No.	Size	Connection	Inner Qty.	Master Qty.	Each Wt.	
THREADED						
105-903*	1/2"	FPT x FPT	6	36	0.90	<ul style="list-style-type: none"> • Cap pattern • Removable chrome-plated key handle • Can be operated with a square key • Drains non-pressure side of line automatically when closed • Threaded ends comply with ANSI B1.20.1
105-904*	3/4"	FPT x FPT	6	36	0.90	
105-905*	1"	FPT x FPT	4	24	2.05	
THREADED – NO LEAD						
105-903NL	1/2"	FPT x FPT	6	36	0.9	<ul style="list-style-type: none"> • Can be operated with a square key • Drains non-pressure side of line automatically when closed • Threaded ends comply with ANSI B1.20.2 • "Lead-Free" Compliant 
105-904NL	3/4"	FPT x FPT	6	36	0.9	
105-905NL	1"	FPT x FPT	4	24	2.05	

* Please call for availability.



Plumbing Valves



101-205

101-705

SWING CHECK VALVE • "Y" PATTERN • 300 PSI BRONZE

Item No.	Size	Connection	Inner Qty.	Master Qty.	Each Wt.		
THREADED							
101-203	1/2"	FPT x FPT	10	120	0.61	<ul style="list-style-type: none"> • 300 PSI non-shock WOG • 150 PSI working steam pressure • Heavy bronze construction • Screw-on cap 	<ul style="list-style-type: none"> • Swing-type disc with integral seat • PTFE face on disc for positive seal • Vertical or horizontal installation • Threaded ends comply with ANSI B1.20.1
101-204	3/4"	FPT x FPT	10	80	0.72		
101-205	1"	FPT x FPT	10	60	1.39		
101-206	1-1/4"	FPT x FPT	5	30	1.83		
101-207	1-1/2"	FPT x FPT	4	24	3.11		
101-208	2"	FPT x FPT	2	16	4.60		
SOLDER							
101-703	1/2"	C x C	10	120	0.61	<ul style="list-style-type: none"> • 300 PSI non-shock WOG • 150 PSI working steam pressure • Heavy bronze construction • Screw-on cap 	<ul style="list-style-type: none"> • Swing-type disc with integral seat • PTFE face on disc for positive seal • Vertical or horizontal installation • Solder ends comply with ANSI B16.18
101-704	3/4"	C x C	10	80	0.72		
101-705	1"	C x C	10	60	1.39		
101-706	1-1/4"	C x C	5	30	1.83		
101-707	1-1/2"	C x C	4	24	3.11		
101-708	2"	C x C	2	16	4.60		



SWING CHECK VALVE • 200 PSI BRASS

Item No.	Size	Connection	Inner Qty.	Master Qty.	Each Wt.		
THREADED							
101-001*	1/4"	FPT x FPT	10	100	0.40	<ul style="list-style-type: none"> • 200 PSI non-shock WOG • Meets NSF 61 requirements • Threaded ends comply with ANSI B1.20.1 	
101-002*	3/8"	FPT x FPT	10	100	0.40		
101-003*	1/2"	FPT x FPT	10	100	0.40		
101-004*	3/4"	FPT x FPT	5	60	0.53		
101-005*	1"	FPT x FPT	5	40	0.73		
101-006*	1-1/4"	FPT x FPT	5	30	1.28		
101-007*	1-1/2"	FPT x FPT	4	24	1.70		
101-008*	2"	FPT x FPT	2	16	2.62		
101-009*	2-1/2"	FPT x FPT	2	8	4.41		
101-010*	3"	FPT x FPT	1	6	6.78		
101-011*	4"	FPT x FPT	1	3	10.64		
SOLDER							
101-503*	1/2"	C x C	10	100	0.40	<ul style="list-style-type: none"> • 200 PSI non-shock WOG • Meets NSF 61 requirements • Solder ends comply with ANSI B16.18 	
101-504*	3/4"	C x C	5	60	0.55		
101-505*	1"	C x C	5	40	0.75		
101-506*	1-1/4"	C x C	5	30	1.28		
101-507*	1-1/2"	C x C	4	24	1.52		
101-508*	2"	C x C	2	16	2.56		
THREADED – NO LEAD							
101-001NL	1/4"	FPT x FPT	10	100	0.4	<ul style="list-style-type: none"> • 200 PSI WOA • Certified to NSF 61-G • "Lead-Free" Compliant  	
101-002NL	3/8"	FPT x FPT	10	100	0.4		
101-003NL	1/2"	FPT x FPT	-	15	0.4		
101-004NL	3/4"	FPT x FPT	-	15	0.53		
101-005NL	1"	FPT x FPT	5	40	0.73		
101-006NL	1-1/4"	FPT x FPT	5	30	1.28		
101-007NL	1-1/2"	FPT x FPT	4	24	1.7		
101-008NL	2"	FTP x FTP	2	16	2.62		
SOLDER – NO LEAD							
101-503NL	1/2"	C x C	-	20	0.4		<ul style="list-style-type: none"> • 200 PSI WOA • Certified to NSF 61-G • "Lead-Free" Compliant  
101-504NL	3/4"	C x C	-	20	0.55		
101-505NL	1"	C x C	5	40	0.75		
101-506NL	1-1/4"	C x C	5	30	1.28		
101-507NL	1-1/2"	C x C	4	24	1.52		
101-508NL	2"	C x C	2	16	2.56		

* Please call for availability.



Plumbing Valves



101-104



101-604

CHECK VALVE • 200 PSI PVC SCHEDULE 40

Item No.	Size	Connection	Inner Qty.	Master Qty.	Each Wt.
THREADED – NO LEAD					
101-103	1/2"	FPT x FPT	10	120	0.28
101-104	3/4"	FPT x FPT	10	120	0.27
101-105	1"	FPT x FPT	8	80	0.50
101-106	1-1/4"	FPT x FPT	6	60	0.90
101-107	1-1/2"	FPT x FPT	6	60	0.89
101-108	2"	FPT x FPT	4	32	1.28

- Rated for 200 PSI at 73°F
- Fits both schedule 40 and 80 pipe
- Spring-loaded poppet
- Stainless steel spring for corrosion resistance and longer life
- O-ring seal

- Threaded ends comply with ANSI B1.20.1
- Not for use with compressed air
- "Lead-Free" Compliant



SOLVENT – NO LEAD

101-603	1/2"	C x C	10	120	0.28
101-604	3/4"	C x C	10	120	0.27
101-605	1"	C x C	8	80	0.50
101-606	1-1/4"	C x C	6	60	0.90
101-607	1-1/2"	C x C	6	60	0.89
101-608	2"	C x C	4	32	1.28

- Rated for 200 PSI at 73°F
- Fits both schedule 40 and 80 pipe
- Spring-loaded poppet
- Stainless steel spring for corrosion resistance and longer life
- O-ring seal

- Solvent ends comply with ASTM D2466
- Not for use with compressed air
- "Lead-Free" Compliant



101-305



101-315

IN-LINE CHECK VALVE • 200 PSI BRASS

Item No.	Size	Connection	Inner Qty.	Master Qty.	Each Wt.
THREADED					
101-303*	1/2"	FPT x FPT	-	72	0.60
101-304*	3/4"	FPT x FPT	-	48	0.75
101-305*	1"	FPT x FPT	-	36	0.97
101-306*	1-1/4"	FPT x FPT	-	24	1.39
101-307*	1-1/2"	FPT x FPT	-	24	1.74
101-308*	2"	FPT x FPT	-	12	3.30

- Rated for 200 PSI
- Spring-loaded poppet
- Stainless steel spring for corrosion resistance and longer life
- O-ring seal

- Horizontal or vertical installation capabilities
- Threaded ends comply with ANSI B1.20.1

Items 101-315 & 101-316: Tapped holes allow for mounting of tank accessories

THREADED W/ TWO TAPPED HOLES

101-315*	1"	FPT x FPT	-	36	0.79
101-316*	1-1/4"	FPT x FPT	-	24	1.28

THREADED – NO LEAD

101-303NL	1/2"	FPT x FPT	-	72	0.6
101-304NL	3/4"	FPT x FPT	-	48	0.75
101-305NL	1"	FPT x FPT	-	36	0.97
101-306NL	1-1/4"	FPT x FPT	-	24	1.39
101-307NL	1-1/2"	FPT x FPT	-	24	1.74

- Rated for 200 PSI
- Spring-loaded poppet
- Stainless steel spring for corrosion resistance and longer life
- O-ring seal

- Horizontal or vertical installation capabilities
- "Lead-Free" Compliant





101-325

FOOT VALVE BRASS

Item No.	Size	Connection	Inner Qty.	Master Qty.	Each Wt.		
THREADED							
101-324	3/4"	FPT	-	36	0.40	<ul style="list-style-type: none"> Stainless steel strainer and spring for corrosion resistance Spring-loaded poppet 	<ul style="list-style-type: none"> O-ring seal Large flow area Threaded ends comply with ANSI B1.20.1
101-325	1"	FPT	-	36	0.64		
101-326	1-1/4"	FPT	-	24	1.01		
101-327	1-1/2"	FPT	-	24	1.43		
101-328	2"	FPT	-	12	2.49		



101-404

DUAL CHECK BACKFLOW PREVENTER FORGED BRASS

Item No.	Size	Connection	Inner Qty.	Master Qty.	Each Wt.		
THREADED							
101-404	3/4"	FPT x FPT	-	25	1.02	<ul style="list-style-type: none"> Pressure range 25 - 175 PSI Temperature range -35°F to 212°F Can be used for continuous-pressure applications 	<ul style="list-style-type: none"> Prevents the backflow of water Stainless steel springs for corrosion resistance and long life Threaded ends comply with ANSI B1.20.1
101-405	1"	FPT x FPT	-	25	1.09		



109-305



109-385

RADIATOR VALVE • 60 PSI BRASS

Item No.	Size	Connection	Inner Qty.	Master Qty.	Each Wt.		
ANGLE – STEAM							
109-303	1/2"	FPT x MPT	6	60	0.79	<ul style="list-style-type: none"> 60 PSI non-shock hot water 15 PSI working steam pressure For low-pressure steam or circulated hot water Adjustable packing 	<ul style="list-style-type: none"> Rising stem Heat-resistant poly handle Threaded ends comply with ANSI B1.20.1
109-304	3/4"	FPT x MPT	6	48	1.12		
109-305	1"	FPT x MPT	6	36	1.52		
109-306	1-1/4"	FPT x MPT	6	24	2.07		
109-307	1-1/2"	FPT x MPT	2	16	3.17		
ELBOW W/ NUT AND TAILPIECE							
109-383	1/2"	FPT x MPT	6	72	0.20		
109-384	3/4"	FPT x MPT	6	48	0.24		
109-385	1"	FPT x MPT	6	48	0.51		

* Please call for availability.



Plumbing Valves



109-314


RADIATOR VALVE • ANGLE • 60 PSI BRASS

Item No.	Size	Connection	Inner Qty.	Master Qty.	Each Wt.		
THREADED							
109-313	1/2"	FPT x MPT	6	48	0.70	<ul style="list-style-type: none"> • For gravity-fed hot water systems • Adjustable packing 	<ul style="list-style-type: none"> • Heat-resistant poly handle • Threaded ends comply with ANSI B1.20.1
109-314	3/4"	FPT x MPT	6	48	1.06		



112-002

L.P. GAS CYLINDER VALVE FORGED BRASS

Item No.	Size	Connection	Inner Qty.	Master Qty.	Each Wt.		
THREADED							
112-002	3/4"	NGT x POL	-	8	0.90	<ul style="list-style-type: none"> • UL listed 757X • Integral relief device with a start-to-discharge pressure of 375 PSIG • 3/4"-14 NGT inlet 	<ul style="list-style-type: none"> • POL thread outlet • Meets NFPA-58 OPD standard for use on 20-pound cylinders 





112-501



112-551

L.P. GAS REGULATOR VALVE FORGED BRASS

Item No.	Size	Connection	Inner Qty.	Master Qty.	Each Wt.	
LOW PRESSURE						
112-501	1/4" x 3/8"	FPT x FPT	-	40	0.84	<ul style="list-style-type: none"> • 11" of water column/0.4 PSI • UL listed • Relief mechanism per UL 144 • Molded rubber diaphragm <ul style="list-style-type: none"> • 140,000 BTU capacity • Mounting holes 3.5" on center 
HIGH PRESSURE						
112-551	POL x 1/4"	FPT x POL	-	40	0.85	<ul style="list-style-type: none"> • 250 PSI maximum inlet pressure • Outlet pressure 20 PSI • UL listed <ul style="list-style-type: none"> • Adjustable flow rate • 2,000,000 BTU capacity 



109-241

OIL TANK VALVE • BOTTOM SUPPLY BRASS

Item No.	Size	Connection	Inner Qty.	Master Qty.	Each Wt.	
THREADED						
109-241	1/2" x 3/8"	MPT x MPT	6	72	0.77	<ul style="list-style-type: none"> • Brass to brass seat • Six-point cast-iron handle • Threaded ends comply with ANSI B1.20.1

* Please call for availability.

PUSH-FIT FITTINGS



ProLine[®]
SERIES



Available in lead-free brass, ProLine Series Push-Fit Fittings provide for simple installations and long-lasting reliability. Compatible with Copper, PEX and CPVC piping, these fittings are certified to NSF 61, IAPMO listed for use in both potable-water and select hydronic-heating applications, and also meet UPC and ICC plumbing code requirements. Their instant, push-fit connections, compact body designs and wide array of fitting types and materials make ProLine Series Push-Fit Fittings the convenient solution to your joining needs.

A BRAND OF MUELLER INDUSTRIES



PUSH-FIT FITTINGS



Push-Fit Fittings



COUPLING DZR LEAD-FREE BRASS

Item No.	Size	Connection	Inner Qty.	Master Qty.	Each Wt.
----------	------	------------	------------	-------------	----------

STANDARD

630-001	1/4" x 1/4"	PF x PF	60	240	0.06
630-002	3/8" x 3/8"	PF x PF	50	200	0.10
630-003	1/2" x 1/2"	PF x PF	40	160	0.13
630-004	3/4" x 3/4"	PF x PF	30	120	0.21
630-005	1" x 1"	PF x PF	25	100	0.34
630-006	1-1/4" x 1-1/4"	PF x PF	10	40	0.89
630-007	1-1/2" x 1-1/2"	PF x PF	6	24	1.44
630-008	2" x 2"	PF x PF	4	16	2.00

REDUCING

630-023	3/8" x 1/2"	PF x PF	50	200	0.12
630-043	3/4" x 1/2"	PF x PF	30	120	0.18
630-054	1" x 3/4"	PF x PF	25	100	0.29

- Forged dezincification-resistant brass construction
- 316 stainless steel grip ring for strength and corrosion resistance
- Disconnect clip available for removal of fitting
- Dual O-ring design (1-1/4" - 2")
- Integrated brass seal gland
- Certified to NSF 61-G

- Complies with ASSE 1061
- IAPMO listed
- AB1953 compliant
- Full flow design - no tube liners
- Pex stiffeners included with each fitting (1/4" - 1")
- "Lead-Free" Compliant



630-305

COUPLING • REPAIR DZR LEAD-FREE BRASS

Item No.	Size	Connection	Inner Qty.	Master Qty.	Each Wt.
----------	------	------------	------------	-------------	----------

STANDARD

630-303	1/2" x 1/2"	PF x PF	30	120	0.25
630-304	3/4" x 3/4"	PF x PF	20	80	0.36
630-305	1" x 1"	PF x PF	10	40	0.51

- Forged dezincification-resistant brass construction
- 316 stainless steel grip ring for strength and corrosion resistance
- Disconnect clip available for removal of fitting
- Integrated brass seal gland
- Certified to NSF 61-G

- Complies with ASSE 1061
- IAPMO listed
- AB1953 compliant
- Full flow design - no tube liners
- Pex stiffeners included with each fitting (1/2" - 1")
- "Lead-Free" Compliant





ADAPTER • MALE DZR LEAD-FREE BRASS

Item No.	Size	Connection	Inner Qty.	Master Qty.	Each Wt.
STANDARD					
630-103	1/2" x 1/2"	PF x MPT	40	160	0.12
630-104	3/4" x 3/4"	PF x MPT	30	120	0.19
630-105	1" x 1"	PF x MPT	25	100	0.2
630-106	1-1/4" x 1-1/4"	PF x MPT	10	40	0.72
630-107	1-1/2" x 1-1/2"	PF x MPT	8	32	1.01
630-108	2" x 2"	PF x MPT	8	32	1.41
REDUCING					
630-134	1/2" x 3/4"	PF x MPT	30	120	0.20
630-154	3/4" x 1"	PF x MPT	25	100	0.26

- Forged dezincification-resistant brass construction
- 316 stainless steel grip ring for strength and corrosion resistance
- Disconnect clip available for removal of fitting
- Dual O-ring design (1-1/4" - 2")
- Integrated brass seal gland
- Certified to NSF 61-G

- Complies with ASSE 1061
- IAPMO listed
- AB1953 compliant
- Full flow design - no tube liners
- Pex stiffeners included with each fitting (1/2" - 1")
- "Lead-Free" Compliant



ADAPTER • FEMALE DZR LEAD-FREE BRASS

Item No.	Size	Connection	Inner Qty.	Master Qty.	Each Wt.
STANDARD					
630-203	1/2" x 1/2"	PF x FPT	40	160	0.13
630-204	3/4" x 3/4"	PF x FPT	30	120	0.20
630-205	1" x 1"	PF x FPT	25	100	0.29
630-206	1-1/4" x 1-1/4"	PF x FPT	10	40	0.74
630-207	1-1/2" x 1-1/2"	PF x FPT	8	32	1.06
630-208	2" x 2"	PF x FPT	8	32	1.47
REDUCING					
630-223	3/8" x 1/2"	PF x FPT	50	200	0.11
630-234	1/2" x 3/4"	PF x FPT	30	120	0.19

- Forged dezincification-resistant brass construction
- 316 stainless steel grip ring for strength and corrosion resistance
- Disconnect clip available for removal of fitting
- Dual O-ring design (1-1/4" - 2")
- Integrated brass seal gland
- Certified to NSF 61-G

- Complies with ASSE 1061
- IAPMO listed
- AB1953 compliant
- Full flow design - no tube liners
- Pex stiffeners included with each fitting (3/8" - 1")
- "Lead-Free" Compliant





Push-Fit Fittings



90° ELBOW DZR LEAD-FREE BRASS

Item No.	Size	Connection	Inner Qty.	Master Qty.	Each Wt.
----------	------	------------	------------	-------------	----------

STANDARD

631-001	1/4" x 1/4"	PF x PF	60	240	0.07
631-002	3/8" x 3/8"	PF x PF	40	160	0.12
631-003	1/2" x 1/2"	PF x PF	40	160	0.17
631-004	3/4" x 3/4"	PF x PF	25	100	0.31
631-005	1" x 1"	PF x PF	15	60	0.48
631-006	1-1/4" x 1-1/4"	PF x PF	8	32	1.16
631-007	1-1/2" x 1-1/2"	PF x PF	6	24	1.84
631-008	2" x 2"	PF x PF	6	24	2.79

- Forged dezincification-resistant brass construction
- 316 stainless steel grip ring for strength and corrosion resistance
- Disconnect clip available for removal of fitting
- Dual O-ring design (1-1/4" - 2")
- Integrated brass seal gland
- Certified to NSF 61-G

- Complies with ASSE 1061
- IAPMO listed
- AB1953 compliant
- Full flow design - no tube liners
- Pex stiffeners included with each fitting (1/4" - 1")
- "Lead-Free" Compliant



REDUCING

631-043	3/4" x 1/2"	PF x PF	25	100	0.21
631-054	1" x 3/4"	PF x PF	15	60	0.37



90° ELBOW • DROP EAR DZR LEAD-FREE BRASS

Item No.	Size	Connection	Inner Qty.	Master Qty.	Each Wt.
----------	------	------------	------------	-------------	----------

STANDARD

631-103	1/2" x 1/2"	PF x FPT	40	160	0.23
---------	-------------	----------	----	-----	------

REDUCING

631-123	3/8" x 1/2"	PF x FPT	40	160	0.19
---------	-------------	----------	----	-----	------

- Forged dezincification-resistant brass construction
- 316 stainless steel grip ring for strength and corrosion resistance
- Disconnect clip available for removal of fitting
- Integrated brass seal gland
- Certified to NSF 61-G

- Complies with ASSE 1061
- IAPMO listed
- AB1953 compliant
- Full flow design - no tube liners
- Pex stiffeners included with each fitting
- "Lead-Free" Compliant





90° ELBOW • THREADED DZR LEAD-FREE BRASS

Item No.	Size	Connection	Inner Qty.	Master Qty.	Each Wt.
MPT					
631-203	1/2" x 1/2"	PF x MPT	40	160	0.18
FPT					
631-303	1/2" x 1/2"	PF x FPT	40	160	0.19

- Forged dezincification-resistant brass construction
- 316 stainless steel grip ring for strength and corrosion resistance
- Disconnect clip available for removal of fitting
- Integrated brass seal gland
- Certified to NSF 61-G

- Complies with ASSE 1061
- IAPMO listed
- AB1953 compliant
- Full flow design - no tube liners
- Pex stiffeners included with each fitting
- "Lead-Free" Compliant



TEE DZR LEAD-FREE BRASS

Item No.	Size	Connection	Inner Qty.	Master Qty.	Each Wt.
STANDARD					
632-001	1/4" x 1/4" x 1/4"	PF x PF x PF	40	160	0.09
632-002	3/8" x 3/8" x 3/8"	PF x PF x PF	30	120	0.16
632-003	1/2" x 1/2" x 1/2"	PF x PF x PF	30	120	0.24
632-004	3/4" x 3/4" x 3/4"	PF x PF x PF	20	80	0.39
632-005	1" x 1" x 1"	PF x PF x PF	10	40	0.64
632-006	1-1/4" x 1-1/4" x 1-1/4"	PF x PF x PF	6	24	1.59
632-007	1-1/2" x 1-1/2" x 1-1/2"	PF x PF x PF	4	16	2.53
632-008	2" x 2" x 2"	PF x PF x PF	4	16	3.69
REDUCING					
632-433	3/4" x 1/2" x 1/2"	PF x PF x PF	20	80	0.28
632-434	3/4" x 1/2" x 3/4"	PF x PF x PF	20	80	0.34
632-443	3/4" x 3/4" x 1/2"	PF x PF x PF	20	80	0.32
632-554	1" x 1" x 3/4"	PF x PF x PF	15	60	0.53

- Forged dezincification-resistant brass construction
- 316 stainless steel grip ring for strength and corrosion resistance
- Disconnect clip available for removal of fitting
- Dual O-ring design (1-1/4" - 2")
- Integrated brass seal gland
- Certified to NSF 61-G

- Complies with ASSE 1061
- IAPMO listed
- AB1953 compliant
- Full flow design - no tube liners
- Pex stiffeners included with each fitting (1/4" - 1")
- "Lead-Free" Compliant





Push-Fit Fittings



CAP DZR LEAD-FREE BRASS

Item No.	Size	Connection	Inner Qty.	Master Qty.	Each Wt.
STANDARD					
633-001	1/4"	PF	60	240	0.03
633-002	3/8"	PF	50	200	0.05
633-003	1/2"	PF	50	200	0.08
633-004	3/4"	PF	40	160	0.13
633-005	1"	PF	25	100	0.20
633-006	1-1/4"	PF	12	48	0.49
633-007	1-1/2"	PF	8	32	0.80
633-008	2"	PF	6	24	1.13

- Forged dezincification-resistant brass construction
- 316 stainless steel grip ring for strength and corrosion resistance
- Disconnect clip available for removal of fitting
- Dual O-ring design (1-1/4" - 2")
- Integrated brass seal gland
- Certified to NSF 61-G
- Complies with ASSE 1061
- IAPMO listed
- AB1953 compliant
- Full flow design - no tube liners
- Pex stiffeners included with each fitting (1/4" - 1")
- "Lead-Free" Compliant



DISCONNECT CLIP PLASTIC / STAINLESS STEEL

Item No.	Size	Connection	Inner Qty.	Master Qty.	Each Wt.
PLASTIC					
636-001	1/4"	NA	100	400	0.01
636-002	3/8"	NA	100	400	0.01
636-003	1/2"	NA	100	400	0.01
636-004	3/4"	NA	100	400	0.02
636-005	1"	NA	100	400	0.02
STAINLESS STEEL					
636-006	1-1/4"	NA	10	40	0.19
636-007	1-1/2"	NA	10	40	0.20
636-009	2"	NA	10	40	0.03

- Disconnect clip for removal of fitting
- Durable plastic construction
- Disconnect clip for removal of fitting
- Stainless steel construction



636-103

PEX TUBE STIFFENER PLASTIC

Item No.	Size	Connection	Inner Qty.	Master Qty.	Each Wt.
PLASTIC					
636-102	3/8"	NA	500	2,000	0.02
636-103	1/2"	NA	400	1,600	0.03
636-104	3/4"	NA	300	1,200	0.04
636-105	1"	NA	250	1,000	0.05

- Provides support for a rigid PEX connection
- Hi-flow tube stiffeners should be used when connecting PEX tube only

DIELECTRIC UNIONS



ProLine[®]
SERIES



ProLine Series Dielectric Unions are the choice to prevent galvanic corrosion in commercial and residential piping systems. Installed between pipes made of different metals, these quality fittings protect your systems by utilizing an insulating gasket insert to eliminate the electrical current development that could lead to piping deterioration. Constructed of a union nut, an insulating gasket and two tailpieces, ProLine Series Dielectric Unions are available with various connections of galvanized steel or lead-free compliant brass.

A BRAND OF MUELLER INDUSTRIES



DIELECTRIC UNIONS



Dielectric Unions



165-004

DIELECTRIC UNION • FPT X FPT GALVANIZED X GALVANIZED

Item No.	Size	Connection	Inner Qty.	Master Qty.	Each wt.
STANDARD					
165-003	1/2" x 1/2"	FPT x FPT	10	100	0.45
165-004	3/4" x 3/4"	FPT x FPT	10	100	0.47
165-005	1" x 1"	FPT x FPT	5	50	1.05
165-006	1-1/4" x 1-1/4"	FPT x FPT	5	40	1.40
165-007	1-1/2" x 1-1/2"	FPT x FPT	5	30	3.10
165-008	2" x 2"	FPT x FPT	2	20	3.80

- Rated for 250 PSI at 180°F
- Threaded ends comply with ANSI B1.20.1



165-104



165-104NL

DIELECTRIC UNION • FPT X FPT GALVANIZED X BRASS

Item No.	Size	Connection	Inner Qty.	Master Qty.	Each wt.
STANDARD					
165-103*	1/2" x 1/2"	FPT x FPT	10	100	0.46
165-104*	3/4" x 3/4"	FPT x FPT	10	100	0.65
165-105*	1" x 1"	FPT x FPT	5	50	1.05

- Rated for 250 PSI at 180°F
- Threaded ends comply with ANSI B1.20.1

NO LEAD

165-103NL	1/2" x 1/2"	FPT x FPT	10	100	0.46
165-104NL	3/4" x 3/4"	FPT x FPT	10	100	0.65
165-105NL	1" x 1"	FPT x FPT	5	50	1.05

- Rated for 250 PSI at 180°F
- Threaded ends comply with ANSI B1.20.1
- "Lead-Free" Compliant





167-004



167-004NL

DIELECTRIC UNION • MPT X C BRASS

Item No.	Size	Connection	Inner Qty.	Master Qty.	Each wt.
----------	------	------------	------------	-------------	----------

STANDARD

167-003*	1/2" x 1/2"	MPT x C	10	100	0.45	<ul style="list-style-type: none"> • Rated for 250 PSI at 180°F • Solder ends comply with ANSI B16.18 • Threaded ends comply with ANSI B1.20.1
167-004*	3/4" x 3/4"	MPT x C	10	100	0.55	
167-094*	3/4" x 1/2"	MPT x C	10	100	0.55	

NO LEAD

167-003NL	1/2" x 1/2"	MPT x C	10	100	0.45	<ul style="list-style-type: none"> • Rated for 250 PSI at 180°F • Solder ends comply with ANSI B16.18 • Threaded ends comply with ANSI B1.20.1 • "Lead-Free" Compliant
167-004NL	3/4" x 3/4"	MPT x C	0	50	1.18	
167-094NL	3/4" x 1/2"	MPT x C	10	100	0.55	



168-004



168-004NL

DIELECTRIC UNION • FPT X C BRASS

Item No.	Size	Connection	Inner Qty.	Master Qty.	Each wt.
----------	------	------------	------------	-------------	----------

STANDARD

168-003*	1/2" x 1/2"	FPT x C	10	100	0.30	<ul style="list-style-type: none"> • Rated for 250 PSI at 180°F • Solder ends comply with ANSI B16.18 • Threaded ends comply with ANSI B1.20.1
168-004*	3/4" x 3/4"	FPT x C	10	100	0.40	
168-005*	1" x 1"	FPT x C	10	80	0.55	
168-006*	1-1/4" x 1-1/4"	FPT x C	10	40	0.85	
168-007*	1-1/2" x 1-1/2"	FPT x C	5	30	1.21	
168-008*	2" x 2"	FPT x C	5	20	2.55	
168-094*	3/4" x 1/2"	FPT x C	10	100	0.40	

NO LEAD

168-003NL	1/2" x 1/2"	FPT x C	0	30	0.6	<ul style="list-style-type: none"> • Rated for 250 PSI at 180°F • Solder ends comply with ANSI B16.18 • Threaded ends comply with ANSI B1.20.1 • "Lead-Free" Compliant
168-004NL	3/4" x 3/4"	FPT x C	0	30	0.4	
168-005NL	1" x 1"	FPT x C	0	25	0.55	
168-006NL	1-1/4" x 1-1/4"	FPT x C	10	40	0.85	
168-007NL	1-1/2" x 1-1/2"	FPT x C	5	30	1.21	
168-008NL	2" x 2"	FPT x C	5	20	2.55	
168-094NL	3/4" x 1/2"	FPT x C	10	100	0.4	



* Please call for availability.

SUPPLY STOPS



PROLINE • SS

ProLine[®]
SERIES



Manufactured to exacting quality, ProLine Series Supply Stops are available in a variety of designs including straight, angle, quarter-turn and traditional multi-turn. ProLine Series Supply Stops are offered with a host of different connections and handle styles to support various needs and piping systems including copper, PEX, CPVC or other. These supply stops are designed and manufactured to provide trusted performance and longevity. Constructed of chrome-plated brass, Supply Stops are offered in lead-free compliant models and certified to NSF 61.

A BRAND OF MUELLER INDUSTRIES



SUPPLY STOPS



Supply Stops



BESTOP® • ANGLE SUPPLY STOP • QUARTER TURN CHROME-PLATED BRASS

Item No.	Size	Connection	Inner Qty.	Master Qty.	Each Wt.
----------	------	------------	------------	-------------	----------

COMPRESSION INLET

490-102HC*	1/2" x 3/8"	COMP x COMP	0	25	0.2
490-112HC*	1/2" x 7/16"	COMP x COMP	0	25	0.2

- Easy quarter-turn operation
- Chrome-plated forged-brass body
- Rated for 125 PSI at 180° F
- Certified to NSF 61
- For use on any water supply shut-off application



FIP INLET

490-202HC*	3/8" x 3/8"	FPT x COMP	0	25	0.2
490-201HC*	1/2" x 1/4"	FPT x COMP	0	25	0.2
490-302HC*	1/2" x 3/8"	FPT x COMP	0	25	0.2

SWEAT INLET

490-502HC*	1/2" x 3/8"	C x COMP	0	25	0.2
------------	-------------	----------	---	----	-----

CPVC INLET

490-403HC*	1/2" x 3/8"	CPVC x COMP	0	25	0.25
------------	-------------	-------------	---	----	------

PEX INLET INLET

490-602HC*	1/2" x 3/8"	PEX x COMP	0	25	0.2
------------	-------------	------------	---	----	-----

COMPRESSION INLET – NO LEAD

490-102NL	1/2" x 3/8"	COMP x COMP	0	25	0.2
490-112NL	1/2" x 7/16"	COMP x COMP	0	25	0.2

- Easy quarter-turn operation
- 125 PSI at 180°F (water only)
- Certified to NSF 61-G
- "Lead-Free" Compliant



FIP INLET – NO LEAD

490-202NL*	3/8" x 3/8"	FPT x COMP	0	25	0.2
490-201NL*	1/2" x 1/4"	FPT x COMP	0	25	0.2
490-302NL*	1/2" x 3/8"	FPT x COMP	0	25	0.2

SWEAT INLET – NO LEAD

490-502NL*	1/2" x 3/8"	C x COMP	0	25	0.2
------------	-------------	----------	---	----	-----

CPVC INLET – NO LEAD

490-403NL*	1/2" x 3/8"	CPVC x COMP	0	25	0.25
------------	-------------	-------------	---	----	------

PEX INLET – NO LEAD

490-602NL*	1/2" x 3/8"	PEX x COMP	0	25	0.2
------------	-------------	------------	---	----	-----



BESTOP® • STRAIGHT SUPPLY STOP • QUARTER TURN CHROME-PLATED BRASS

Item No.	Size	Connection	Inner Qty.	Master Qty.	Each Wt.
COMPRESSION INLET					
491-102HC*	1/2" x 3/8"	COMP x COMP	0	25	0.2
491-403HC*	1/2" x 3/8"	CPVC x COMP	0	25	0.25
FIP INLET					
491-202HC*	3/8" x 3/8"	FPT x COMP	0	25	0.2
491-302HC*	1/2" x 3/8"	FPT x COMP	0	25	0.35
SWEAT INLET					
491-502HC*	1/2" x 3/8"	C x COMP	0	25	0.2
PEX INLET					
491-602HC*	1/2" x 3/8"	PEX x COMP	0	25	0.2
491-612HC*	1/2" x 1/2"	PEX x PEX	0	25	0.208
PEX INLET W/ DRAIN					
491-622HC*	1/2" x 1/2"	PEX x PEX	0	25	0.248
RETRO FIT					
491-902HC*	3/8" x 3/8"	RETRO x COMP	0	25	0.2

- Easy quarter-turn operation
- Chrome-plated forged-brass body
- Rated for 125 PSI at 180° F
- Certified to NSF 61
- For use on any water supply shut-off application



COMPRESSION INLET – NO LEAD					
491-102NL*	1/2" x 3/8"	COMP x COMP	0	25	0.2
491-403NL*	1/2" x 3/8"	CPVC x COMP	0	25	0.25
FIP INLET – NO LEAD					
491-202NL*	3/8" x 3/8"	FPT x COMP	0	25	0.2
491-302NL*	1/2" x 3/8"	FPT x COMP	0	25	0.35
SWEAT INLET – NO LEAD					
491-502NL*	1/2" x 3/8"	C x COMP	0	25	0.2
PEX INLET – NO LEAD					
491-602NL*	1/2" x 3/8"	PEX x COMP	0	25	0.2
491-612NL*	1/2" x 1/2"	PEX x PEX	0	25	0.208
PEX INLET W/ DRAIN – NO LEAD					
491-622NL	1/2" x 1/2"	PEX x PEX	0	25	0.248
RETRO FIT – NO LEAD					
491-902NL*	3/8" x 3/8"	RETRO x COMP	0	25	0.2

- Easy quarter-turn operation
- 125 PSI at 180°F (water only)
- Certified to NSF 61-G
- "Lead-Free" Compliant



* Please call for availability.



Supply Stops



400-102HC

400-202HC

400-502HC

BESTOP® • ANGLE SUPPLY STOP • MULTI-TURN CHROME-PLATED BRASS

Item No.	Size	Connection	Inner Qty.	Master Qty.	Each Wt.
----------	------	------------	------------	-------------	----------

COMPRESSION INLET

400-102HC*	1/2" x 3/8"	COMP	0	25	0.26
------------	-------------	------	---	----	------

- Multi-turn operation
- Chrome-plated forged-brass body
- Rated for 125 PSI at 180° F
- Certified to NSF 61
- For use on any water supply shut-off application



ANGLE

400-202HC*	3/8" x 3/8"	FPT x COMP	0	25	0.22
400-302HC*	1/2" x 3/8"	FPT x COMP	0	25	0.24
400-502HC*	1/2" x 3/8"	C x COMP	0	25	0.24

- Multi-turn operation
- Chrome-plated forged-brass body
- Rated for 125 PSI at 180° F
- Certified to NSF 61
- For use on any water supply shut-off application



ANGLE – NO LEAD






400-202NL*	3/8" x 3/8"	FPT x COMP	0	25	0.22
400-502NL*	1/2" x 3/8"	C x COMP	0	25	0.24

- Multi-turn operation
- 125 PSI at 180°F (water only)
- Certified to NSF 61-G
- "Lead-Free" Compliant





BESTOP® • STRAIGHT SUPPLY STOP • MULTI-TURN CHROME-PLATED BRASS

Item No.	Size	Connection	Inner Qty.	Master Qty.	Each Wt.	
COMPRESSION INLET						
401-102HC*	1/2" x 1/2"	COMP	0	25	0.3	<ul style="list-style-type: none"> Multi-turn operation Chrome-plated forged-brass body Rated for 125 PSI at 180° F Certified to NSF 61 For use on any water supply shut-off application 
FIP INLET						
401-202HC*	3/8" x 3/8"	FPT x COMP	0	25	0.26	<ul style="list-style-type: none"> Multi-turn operation Chrome-plated forged-brass body Rated for 125 PSI at 180° F Certified to NSF 61 For use on any water supply shut-off application 
401-302HC*	1/2" x 3/8"	FPT x COMP	0	25	0.3	
SWEAT INLET						
401-502HC*	1/2" x 3/8"	C x COMP	0	25	0.29	<ul style="list-style-type: none"> Multi-turn operation Chrome-plated forged-brass body Rated for 125 PSI at 180° F Certified to NSF 61 For use on any water supply shut-off application 
SWEAT INLET – NO LEAD						
401-302NL*	1/2" x 3/8"	FPT x COMP	0	25	0.3	<ul style="list-style-type: none"> Multi-turn operation 125 PSI at 180°F (water only) Certified to NSF 61-G "Lead-Free" Compliant 
FIP INLET – NO LEAD						
401-502NL*	1/2" x 3/8"	C x COMP	0	25	0.29	<ul style="list-style-type: none"> Multi-turn operation 125 PSI at 180°F (water only) Certified to NSF 61-G "Lead-Free" Compliant 

* Please call for availability.

FLEX CONNECTORS



ProLine[®]
SERIES



ProLine Series FlexConnect Appliance Connectors provide a safe and easy method to install household appliances such as gas ranges, water heaters, furnaces and more. The durable, stainless-steel construction supports high flow rates, wide temperature ranges and is resistant to corrosive water and environmental conditions. In addition, each connector is 100% leak tested to ensure the highest quality. ProLine Series FlexConnect Appliance Connectors include a full range of yellow epoxy-coated and stainless steel gas connectors as well as stainless steel water connectors.

A BRAND OF MUELLER INDUSTRIES



FLEXIBLE CONNECTORS



Flexible Connectors



G012SS101448



G012SS103118



G012SS101112

GAS APPLIANCE CONNECTORS • FLEXCONNECT PRO STAINLESS STEEL

Item No.	Connections	Available Lengths							
1/4" ID (3/8" OD)									
G014SS_ _ _ _	Fitting x Fitting	12"	18"	24"	30"	36"	48"	60"	72"
G014SS_ _ 31	Fitting x 1/2" Female Ball Valve	12"	18"	24"	30"	36"	48"	60"	72"
G014SS_ _ 41	Fitting x 1/2" Female Angle Ball Valve	12"	18"	24"	30"	36"	48"	60"	72"
G014SS5050*	3/8" OD Flare nuts only (No fittings)	12"	18"	24"	30"	36"	48"	60"	72"
3/8" ID (1/2" OD)									
G038SS_ _ _ _	Fitting x Fitting	12"	18"	24"	30"	36"	48"	60"	72"
G038SS_ _ 31	Fitting x 1/2" Female Ball Valve	12"	18"	24"	30"	36"	48"	60"	72"
G038SS_ _ 41	Fitting x 1/2" Female Angle Ball Valve	12"	18"	24"	30"	36"	48"	60"	72"
G038SS5151*	1/2" OD Flare nuts only (No fittings)	12"	18"	24"	30"	36"	48"	60"	72"
1/2" ID (5/8" OD)									
G012SS_ _ _ _	Fitting x Fitting	12"	18"	24"	30"	36"	48"	60"	72"
G012SS_ _ 31(33)	Fitting x 1/2" or 3/4" Female Ball Valve	12"	18"	24"	30"	36"	48"	60"	72"
G012SS_ _ 43	Fitting x 3/4" Female Angle Ball Valve	12"	18"	24"	30"	36"	48"	60"	72"
G012SS5252*	5/8" OD Flare nuts only (No fittings)	12"	18"	24"	30"	36"	48"	60"	72"
3/4" ID (1" OD)									
G034SS_ _ _ _	3/4" Fitting x 3/4" Fitting	12"	18"	24"	30"	36"	48"	60"	72"
G034SS_ _ _ _	1" Fitting x 1" Fitting	12"	18"	24"	30"	36"	48"	60"	72"
Carton QTY		25	25	25	25	25	25	12	12



FLEXCONNECT PRO GAS APPLIANCE CONNECTORS SPECIFICATIONS

- CSST: Stainless steel 304 (ASTM A240)
- Zinc-plated steel S45C fittings
- CSA certified up to 0.5 PSIG
- Operating temperature: -40° F to 150° F
- CSA - ANSI Z21.24 / CSA 6.10
- CSA - ANSI Z21.69 / CSA 6.16
- CSA - ANSI Z21.75 / CSA 6.27

Straight Length Capacity (BTU/Hr., 0.64 SpGr., 1,000 BTU per cubic ft. at 0.5" W.C. pressure drop)

Series	Nominal ID" (OD")	12"	18"	24"	30"	36"	48"	60"	72"
014	1/4" (3/8")	48,000	43,800	40,000	36,400	33,400	28,300	24,900	23,100
038	3/8" (1/2")	102,000	93,100	85,000	77,100	71,100	60,500	53,200	49,100
012	1/2" (5/8")	180,000	164,200	150,000	136,000	125,000	106,000	93,200	86,000
034	3/4" (1")	290,900	290,900	290,900	270,500	255,900	215,900	197,400	173,900


The above flow capacities are the minimum performance requirement per ANSI Z21.24/CSA 6.10 and ANSI Z21.75/CSA 6.27. Flexconnect Pro Gas Connectors exceed these minimum flow capacities requirements.



G012YE151560



G012YE103118



G034YE141518

GAS APPLIANCE CONNECTORS • FLEXCONNECT PRO • YELLOW EPOXY-COATED STAINLESS STEEL

Item No.	Connections	Available Lengths								
1/4" ID (3/8" OD)										
G014YE_ _ _ _	Fitting x Fitting	12"	18"	24"	30"	36"	48"	60"	72"	
G014YE_ _ 31	Fitting x 1/2" Female Ball Valve	12"	18"	24"	30"	36"	48"	60"	72"	
G014YE_ _ 41	Fitting x 1/2" Female Angle Ball Valve	12"	18"	24"	30"	36"	48"	60"	72"	
G014YE5050*	3/8" OD Flare nuts only (No fittings)	12"	18"	24"	30"	36"	48"	60"	72"	
3/8" ID (1/2" OD)										
G038YE_ _ _ _	Fitting x Fitting	12"	18"	24"	30"	36"	48"	60"	72"	
G038YE_ _ 31	Fitting x 1/2" Female Ball Valve	12"	18"	24"	30"	36"	48"	60"	72"	
G038YE_ _ 41	Fitting x 1/2" Female Angle Ball Valve	12"	18"	24"	30"	36"	48"	60"	72"	
G038YE5151*	1/2" OD Flare nuts only (No fittings)	12"	18"	24"	30"	36"	48"	60"	72"	
1/2" ID (5/8" OD)										
G012YE_ _ _ _	Fitting x Fitting	12"	18"	24"	30"	36"	48"	60"	72"	
G012YE_ _ 31(33)	Fitting x 1/2" or 3/4" Female Ball Valve	12"	18"	24"	30"	36"	48"	60"	72"	
G012YE_ _ 43	Fitting x 3/4" Female Angle Ball Valve	12"	18"	24"	30"	36"	48"	60"	72"	
G012YE5252*	5/8" OD Flare nuts only (No fittings)	12"	18"	24"	30"	36"	48"	60"	72"	
3/4" ID (1" OD)										
G034YE_ _ _ _	3/4" Fitting x 3/4" Fitting	12"	18"	24"	30"	36"	48"	60"	72"	
G034YE_ _ _ _	1" Fitting x 1" Fitting	12"	18"	24"	30"	36"	48"	60"	72"	
Carton QTY		25	25	25	25	25	25	12	12	



FLEXCONNECT PRO GAS APPLIANCE CONNECTORS SPECIFICATIONS

- Zinc-plated steel S45C fittings
- Yellow epoxy coating on select items
- CSA certified up to 0.5 PSIG
- Operating temperature: -40° F to 150° F
- CSA - ANSI Z21.24 / CSA 6.10
- CSA - ANSI Z21.69 / CSA 6.16
- CSA - ANSI Z21.75 / CSA 6.27

Straight Length Capacity (BTU/Hr., 0.64 SpGr., 1,000 BTU per cubic ft. at 0.5" W.C. pressure drop)

Series	Nominal ID" (OD")	12"	18"	24"	30"	36"	48"	60"	72"
014	1/4" (3/8")	48,000	43,800	40,000	36,400	33,400	28,300	24,900	23,100
038	3/8" (1/2")	102,000	93,100	85,000	77,100	71,100	60,500	53,200	49,100
012	1/2" (5/8")	180,000	164,200	150,000	136,000	125,000	106,000	93,200	86,000
034	3/4" (1")	290,900	290,900	290,900	270,500	255,900	215,900	197,400	173,900

The above flow capacities are the minimum performance requirement per ANSI Z21.24/CSA 6.10 and ANSI Z21.75/CSA 6.27. Flexconnect Pro Gas Connectors exceed these minimum flow capacities requirements.

* Nut x Nut connectors are not CSA design certified.



Flexible Connectors



WATER CONNECTORS • FLEXCONNECT STAINLESS STEEL

Item No.	Connections	Available Lengths					
3/4" ID							
W034SS1010_ _	3/4" F x 3/4" F	12"	15"	18"	24"	36"	48"
W034SS1011_ _	3/4" F x 3/4" M	12"	15"	18"	24"	36"	48"
W034SS1012_ _	3/4" F x 1" F	12"	15"	18"	24"	36"	48"
W034SS1013_ _	3/4" F x 1-1/4" F	12"	15"	18"	24"	36"	48"
W034SS1050_ _	3/4" F x 3/4" PUSH-FIT	12"	15"	18"	24"	36"	48"
Carton QTY		25	25	25	25	25	25
1" ID							
W100SS1212_ _	1" F x 1" F	12"	15"	18"	24"		
W100SS1213_ _	1" F x 1-1/4" F	12"	15"	18"	24"		
1-1/4" ID							
W114SS1313_ _	1-1/4" F x 1-1/4" F	12"	15"	18"	24"		
1-1/2" ID							
W112SS1414_ _	1-1/2" F x 1-1/2" F	12"	15"	18"	24"		
2" ID							
W200SS1515_ _	2" F x 2" F	12"	15"	18"	24"		
Carton QTY		12	12	12	12		





G014-10



G012-10



G038-13

GAS FLARE FITTINGS • FLEXCONNECT PRO

Item No.	Description	Qty
FLARE FITTINGS		
G014-10	3/8" OD Flare x 1/2" MIP (Tapped 3/8" FIP)	25
G014-11	3/8" OD Flare x 1/2" FIP	25
G014-12	3/8" OD Flare x 3/8" MIP (Tapped 1/4" FIP)	25
G014-13	3/8" OD Flare x 3/8" FIP	25
G038-10	1/2" OD Flare x 1/2" MIP (Tapped 3/8" FIP)	25
G038-11	1/2" OD Flare x 1/2" FIP	25
G038-12	1/2" OD Flare x 3/8" MIP (Tapped 1/4" FIP)	25
G038-13	1/2" OD Flare x 3/8" FIP	25
G012-10	5/8" OD Flare x 1/2" MIP (Tapped 3/8" FIP)	25
G012-11	5/8" OD Flare x 1/2" FIP	25
G012-14	5/8" OD Flare x 3/4" MIP (Tapped 1/2" FIP)	25
G012-15	5/8" OD Flare x 3/4" FIP	25
G034-14	1" OD Flare x 3/4" MIP (Tapped 1/2" FIP)	15
G034-15	1" OD Flare x 3/4" FIP	15

- Zinc-plated steel S45C
- Does not leak within tightened torque of 1,040 inch-pounds



PART NUMBER SCHEMATICS FLEXIBLE CONNECTORS

GAS CONNECTOR EXAMPLE

1	2	3	4	5	6
G	012	SS	10	11	36
Gas	1/2" ID	Stainless	1/2" MIP	1/2" FIP	36" Length

CHARACTER 1: APPLICATION

G	Gas
----------	-----

CHARACTER 2: DIAMETER OF CONNECTOR

014	1/4" ID (3/8" OD)
038	3/8" ID (1/2" OD)
012	1/2" ID (5/8" OD)
034	1" ID (7/8" OD)

CHARACTER 3: COATING

SS	Stainless Steel
YE	Yellow Epoxy Coated

CHARACTER 4 & 5: FITTING OR VALVE CONNECTIONS (CHOOSE 2)

10	1/2" MIP (Tapped 3/8" FIP)
11	1/2" FIP
12	3/8" MIP (Tapped 1/4" FIP)
13	3/8" FIP
14	3/4" MIP (Tapped 1/2" FIP)
15	3/4" FIP
16	1" MIP (Tapped 1/2" FIP)
17	1" FIP
21	3/4" FIP Elbow
31	1/2" FIP Ball Valve
33	3/4" FIP Ball Valve
41	1/2" FIP Angle Valve
43	3/4" FIP Angle Valve

CHARACTER 6: NOMINAL LENGTH IN INCHES

12	18	24	30	36	48	60	72
----	----	----	----	----	----	----	----

WATER CONNECTOR EXAMPLE

1	2	3	4	5	6
W	034	SS	10	11	18
Water	3/4" ID	Stainless	3/4" FIP	3/4" MIP	18" Length

CHARACTER 1: APPLICATION

W	Water
----------	-------

CHARACTER 2: DIAMETER OF CONNECTOR

034	3/4" ID
100	1" ID
114	1-1/4" ID
112	1-1/2" ID
200	2" ID

CHARACTER 3: COATING

SS	Stainless Steel
-----------	-----------------

CHARACTER 4 & 5: FITTING OR VALVE CONNECTIONS (CHOOSE 2)

10	3/4" FIP
11	3/4" MIP
12	1" FIP
13	1-1/4" FIP
14	1-1/2" FIP
50	3/4" Push-Fit

CHARACTER 6: NOMINAL LENGTH IN INCHES

12	15	18	24	36	48		
----	----	----	----	----	----	--	--

* Nut x Nut connectors are not CSA design certified.

BALL VALVES

Brass Ball Valves	6-15
Brass Gas Ball Valves	16-22
Log Lighter Valve	22-23
CPVC Ball Valves	23-25

PLUMBING VALVES

Gate Valves	28-31
Stop Valves	32-38
Stop & Waste Valves.....	33-39
Globe Valves	39
Boiler Drain Valves	40-43
Meter Valves	43
Water Heater Drain Valves	44
Washing Machine Valves	44-45
Hose Bibbs	46-49
Hose Bibb Lock.....	50
Garden Valves	50
Silcocks	51-55
Vacuum Breaker	53
Ground Key Stop & Drain	55
Check Valves	56-58
Foot Valves	59
Dual Check Backflow Preventer.....	59
Radiator Valves	59-60
L.P. Gas Cylinder Valves.....	60
L.P. Gas Regulator Valves.....	61
Oil Tank Valves	61

PUSH-FIT FITTINGS

Couplings	64
Adapters.....	65
90° Elbows	66-67
Tees	67
Caps	68
Disconnect Clips	68
PEX Tube Stiffeners.....	69

DIELECTRIC UNIONS

Galvanized Unions.....	72
Brass Unions	73

SUPPLY STOPS

Angle Supply Stops	76, 78
Straight Supply Stops	77, 79

FLEX CONNECTORS

Gas Appliance Connectors....	82-83
Water Connectors	84

TERMS OF SALE

Please visit www.muellerindustries.com

Certifications and Agencies

Certification Marks



CSA Mark – The Canadian Standards Association symbol applies to products to inform consumers an authorized CSA testing laboratory has evaluated the product to determine that it meets applicable national standards. The CSA tests and certifies plumbing products for safety, performance, and health effects to ensure that they comply with applicable standards.



NSF Mark (also: NSF 61 or NSF/ANSI 61 Mark or NSP-pw Mark) – The NSF symbol indicates certification to applicable NSF/ANSI 61 drinking water system component standards. The standard establishes minimum health effect requirements for materials, components, products, or systems that contact drinking water, drinking water treatment chemicals, or both.



cNSFus Mark – The cNSFus symbol indicates that the specific products have certification to both Canadian and U.S. applicable requirements by NSF International.

NSF Annex G (also: NSF 61-G or NSF/ANSI 61-G) – NSF Annex G indicates certification to NSF/ANSI 61 including Annex G which provides additional provisions to limit the weighted lead content of wetted component surfaces to no more than 0.25% lead for certain plumbing products. These products are considered “lead free” as defined by several state and federal laws.



IAPMO Uniform Plumbing Code (UPC) Certification Mark – The (IAPMO) Shield is applied to products that are certified by IAPMO as complying with BOTH the product's performance standard AND the Uniform Plumbing Code (UPC).

- Products with the UPC® mark are in compliance with applicable American codes and standards.
- Products with the cUPC® mark are in compliance with applicable American and Canadian codes and standards.
- Products with the NSF/ANSI 61 cUPC® mark are in compliance with applicable NSF/ANSI 61 American and Canadian codes and standards.
- Products with the NSF/ANSI 61 cUPC® AB1953 mark are in compliance with applicable NSF/ANSI 61-G American and Canadian codes and standards.
- Products with NSF/ANSI 61-G cUPC mark are in compliance with applicable NSF Annex G American and Canadian codes and standards.



"Lead-Free" Compliant Mark – This symbol ensures that the product complies with state and federal laws defining “lead free” as having wetted surfaces that contain no more than 0.25% lead by content.



Underwriters Laboratories (UL) Mark – Products displaying the Underwriters Laboratories (UL) symbol have been evaluated to all applicable nationally recognized health effect and performance standards, and have demonstrated compliance with both the IPC and UPC plumbing installation codes.



FM Global Mark – Products displaying the FM Global, FM Approvals symbol are certified to assure customers a product or service that has been objectively tested and conforms to the highest national and international standards. FM Global offers worldwide industrial and commercial product certification and testing services.



Truesdail Mark – Products displaying the Truesdail Laboratories symbol have been tested and found to be in compliance with applicable ANSI standards (and other accepted standards). Truesdail Laboratories is an accredited ANSI third-party certification organization.

Agency Descriptions

Uniform Plumbing Code (UPC) – Designated as an American National Standard, UPC, is a model code developed by the International Association of Plumbing and Mechanical Officials (IAPMO) to govern the installation and inspection of plumbing systems as a means of promoting the public's health, safety and welfare.

International Plumbing Code (IPC) – Designated as an American National Standard, IPC, is a model code developed by the International Code Conference (ICC) to govern the installation and inspection of plumbing systems as a means of promoting the public's health, safety and welfare.

American National Standards Institute (ANSI) – ANSI oversees the creation, promulgation and use of thousands of norms and guidelines in the U.S. marketplace. Certification assures the safety and health of consumers and the protection of the environment.

American Society for Testing and Materials (ASTM) – ASTM is a globally recognized leader in the development and delivery of international voluntary consensus standards. ASTM standards are used around the world to improve product quality, enhance safety, facilitate market access and trade, and build consumer confidence.

American Society of Mechanical Engineers (ASME) – ASME is the leading international developer of codes and standards associated with the practice of mechanical engineering. It contributes their technical expertise to protect public safety, while reflecting best practices of industry.

THE PROFESSIONAL'S CHOICE.



Mueller Streamline Co. • 8285 Tournament Drive, Suite 150 • Memphis, TN 38125 • www.muellerindustries.com
Wholesale Customer Service: 1.800.FITTING (348.8464)

